

[Welcome Page](#)

[Introduction](#)

[Premium Travel by  
Mode Dashboard](#)

[Premium Travel Trend  
Dashboard](#)



## Premium Class Travel Data

FY 2013 - FY 2018

last updated: 03/16/2019

## Premium Class Travel Report

### Premium Class Travel Reporting

The Federal Travel Regulation (FTR) requires Government employees to use coach-class accommodations when such accommodations are available for official travel. However, there are instances where an employee may be authorized to use the lowest other than coach class accommodations, also known as "premium class travel."

To achieve the goals of greater accountability and transparency for the use of premium class transportation, Chapter 300-70.100 of the FTR requires Federal agencies to annually submit premium class travel data to the General Services Administration (GSA). Agencies report premium class transactions by trip, mode, and justification via the web-based reporting tool known as the GSA Travel Reporting Tool. This report provides an objective view of the premium class data collected by GSA. This annual report presents the analysis of the data as a dashboard from these annual submissions. For additional information, please see: [www.gsa.gov/pctr](http://www.gsa.gov/pctr).

## Premium Class Travel Report

Select Group of Agencies All  
 Select Agency All

FY 2018

Select Fiscal Year 2018

### Total Premium Class Fare Cost by Mode

Business Class Air	\$30,277,654
1st Class Air	\$1,118,931
Other Than Coach Class Air	\$232,709
Other Than Coach Class Train	\$49,395
Extra Fare Train	\$6,054
Other Than Lowest Ship	\$15,705
<b>Total Cost</b>	<b>\$31,700,448</b>

### Number of Premium Class Trips by Mode

Business Class Air	7,176
1st Class Air	471
Other Than Coach Class Air	77
Other Than Coach Class Train	210
Extra Fare Train	30
Other Than Lowest Ship	4
<b>Total Number of Trips</b>	<b>7,968</b>

### Number of Premium Class Air Trips by Justification

Exceptional security circumstances exist	3,366
OCONUS Flight time exceeds 14 hours	1,830
Accommodate medical disability	1,540
Required because of agency mission	632
No space available for urgent mission	114
Air Travel, Agency Internal policy - Other than Coach Class Exception	77
Coach-class not scheduled regularly	56
No coach-class available	44
Results in overall cost savings	42
Non-Federal payment source	16
Inadequate sanitation/health standards	7

### Comparison between Premium Fares Paid and Coach Fares by Mode

Business Class Air	Avg. Premium Fare	\$4,219
	Avg. Coach Fare	\$1,561
1st Class Air	Avg. Premium Fare	\$2,376
	Avg. Coach Fare	\$663
Other Than Coach Class Air	Avg. Premium Fare	\$3,022
	Avg. Coach Fare	\$1,986
Other Than Coach Class Train	Avg. Premium Fare	\$235
	Avg. Coach Fare	\$159
Extra Fare Train	Avg. Premium Fare	\$202
	Avg. Coach Fare	\$159
Other Than Lowest Ship	Avg. Premium Fare	\$3,926
	Avg. Coach Fare	\$673

# Premium Class Travel Report

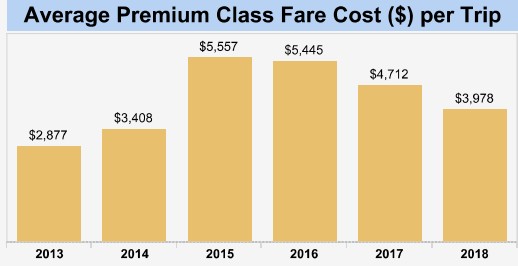
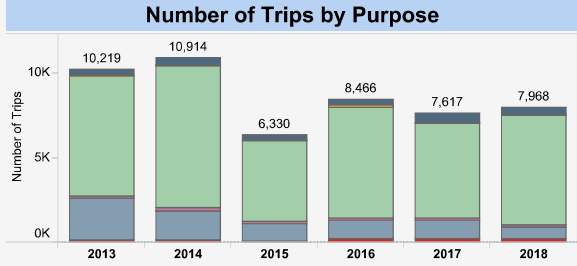
## FY 2013 - FY 2018

Select Group of Agencies: All  
 Select Agency: All

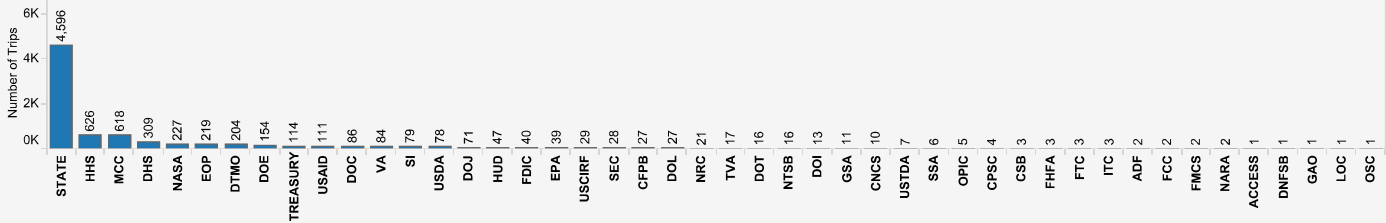
Select Purpose: All

Select Purpose/Mode Purpose

- CNF - Conference (Other Than Training)
- EMG - Emergency Employee
- MSN - Mission (Operational)
- RLC - Relocation
- SPC - Special Agency Mission
- TRN - Training



### 2018 Number of Trips by Agency (Hover over bars for more information)



### 2018 Average Premium Class Fare Cost Per Trip by Agency

