

GENERAL SERVICES ADMINISTRATION PUBLIC BUILDING SERVICES	SUPPLEMENTAL AGREEMENT NO. 010 TO LEASE NO.	DATE:
SUPPLEMENTAL LEASE AGREEMENT	GS-08P-14172	

ADDRESS OF PREMISES: **5425 West Amelia Earhart Drive**
Salt Lake City, UT 84116

THIS AGREEMENT, made and entered into this date by and between:

Whose address is: **KDC MLH SLC VENTURE, LLC**
8115 Preston Road, Suite 700
Dallas, TX 75225-6344

hereinafter called the Lessor, and the UNITED STATES OF AMERICA, hereinafter called the Government:

WHEREAS, the parties hereto desire to amend the above Lease to clarify the current lease documents.

NOW THEREFORE, these parties for the considerations hereinafter mentioned covenant and agree that the said Lease is amended, effective the date shown above, as follows:

PCO No: 0047 Circuit Breaker Panel RP-EOC
Lessor PCO No 0047 Amount: \$0.00 Days: 0 calendar days

Scope: In POR paragraph 14.0 (Appendix 2: Room Data Matrix Legend) under the heading for Electrical and sub-heading of Special Electrical, amend sub-paragraph 23 by inserting after "100A" and before the word "panel" the following: "42 pole"

PCO No: 0055 Static Dissipative VCT Flooring
Lessor PCO No 0055 Amount: [REDACTED] Days: 0 calendar days

Scope: Provide Static Dissipative Flooring as indicated in the Room Data Matrix dated May 6, 2011 instead of as indicated in the Room Data Matrix dated January 20, 2011. This change adds SDVT to rooms 7-93, 94, 95, and 100 and deletes SDVT from room 30-99E2.


PCO No: 0062 Telecommunications Closet Outlets and Grounding
Lessor PCO No [REDACTED] Amount: [REDACTED] Days: 0 calendar days

Scope: Provide in each data closet (including the Annex): one dedicated NEMA L14-30R outlet, loaded to approximately 2 kVA (100% nonlinear). Provide corresponding 30 amp, 208 volt, SINGLE phase, 4 wire branch circuit and 30 amp TWO-pole circuit breaker for each outlet. Originate circuits in the essential panel in the telephone frame room, or an alternate essential panel based on proximity and panel space. The Lessor shall field verify the exact location of the new outlets within the rooms with the [REDACTED] engineer prior to installation.

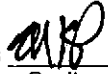

PCO No: 0076 Delete conduit at fenceline
Lessor PCO No [REDACTED] Amount: [REDACTED] Days: 0 calendar days

Scope: Delete the 1 inch diameter PVC underground conduit specified to be installed parallel to the perimeter fence per POR 7.9 C. Delete POR paragraph 7.9 (Site Conduits), sub-paragraph C (Perimeter) in its entirety.

LEASE NO **GS-08P-14172**
Supplemental Lease Agreement **010**



Initials 
Govt Lessor

PCO No: 0078 Delete foil backed ceiling tile in SWEs		
Lessor PCO No	Amount: [REDACTED]	Days: 0 calendar days
Scope: Allow the use of stay-in-place steel decking in lieu of ceiling foil in SWE spaces. Modify the POR 14, Room Data Matrix Legend, Architectural Section, SWE requirements, Item 5 by adding the following: "Ceiling foil is not required in rooms with stay-in-place metal decking above."		
PCO No: 0082 Delete PassThrough Window, 8-58A/B		
Lessor PCO No	Amount: [REDACTED]	Days: 0 calendar days
Scope: Delete the requirement for Pass Through Windows in rooms 8-58A and 8-58B. In the POR section 13 (Room Data Matrix), remove Note 17 from the "Architectural/Special Architectural" column for Rooms 8-58A and 8-58B.		
PCO No: 0083 SWE Revisions		
Lessor PCO No	Amount: [REDACTED]	Days: 0 calendar days
Scope: In the POR section 13 (Room Data Matrix), remove the "X" from the "SWE" and "Sound Isolation" columns for area 22-99J (rooms 219, 220, 221, 214, and 215; Area 1-5A (Room 402); and Area 5 (rooms 223/226). Revise requirements for these rooms as stated more specifically in the attached scope of work entitled "PCO 083: SWE Revisions, Scope of Work".		
PCO No: 0084 Room 149 and 150 Revisions		
Lessor PCO No	Amount: [REDACTED]	Days: 0 calendar days
Scope: Provide the following modifications to Rooms 149 and 150: 1.Delete Door #149A. 2.Remove wall between room #'s 149 and 150 creating one large room, delete the requirement for sound isolation in the former room #149. 3.Delete the acoustical tile ceiling grid in this room. 4.Add an electrical strip 36" AFF to the plan west wall, north of the double doors to accommodate the equipment chargers in this storage room. 5.Use Set 5.11 door hardware for the remaining double doors (150A) (no change) 6.Provide VCT flooring throughout.		
PCO No: 0091 Hydraulic Lift Power and Data		
Lessor PCO No	Amount: [REDACTED]	Days: 0 calendar days
Scope: Modify the requirements for areas 31-107A, B, and C and 32-111A and B as detailed more specifically in Doug Stocum's email dated 12/28/2011 and associated sketch dated 12/14/11 and labelled "PCO 091 Sketch." In POR paragraph 14.0 (Appendix 2: Room Data Matrix Legend) under the heading for Electrical and sub-heading of Special Electrical, revise the first sentence of sub-paragraphs 31 and 33 to read as follows: "This room shall be provided as amended by the scope of PCO 091:"		



Initials  
Govt Lessor

PCO No: 0094	Electrical Changes, Rm 117 and 118
Lessor PCO No	Amount: [REDACTED] Days: 0 calendar days
Scope: Revise electrical layout in training rooms 117 and 118 as detailed more specifically in the sketch entitled "PCO 094 Scope of Work" dated 12/27/11.	
PCO No: 0095	Plywood for Comm Closets
Lessor PCO No 0095	Amount: [REDACTED] Days: 0 calendar days
Scope: Provide 4'0"W x 8'0"L x 3/4" thick sheets of fire-rated, fire retardant painted plywood mounted vertically, 18 inches from the bottom of the plywood to the floor on all 4 walls of the 98B and 98C Comms Closets. Please note that POR Article 14 (Special Architectural), Item #48 requires that plywood be provided on one entire wall (on the long wall) of these rooms; and on all 4 walls of Room 98A per POR Article 7.10 H.3.	
PCO No: 0098	Vehicle Controls at Site Entrances
Lessor PCO No	Amount: [REDACTED] Days: 0 calendar days
Scope: Add embedded ground loop to control gate arms at each lane and at both vehicle entries for a total of four (4) locations as described more specifically in Doug Slocum's email of 4/3/12.	
PCO No: 0100	Additional Mounting Support for TVs
Lessor PCO No	Amount: [REDACTED] Days: 0 calendar days
Scope: Provide 101 additional mounting supports for TVs and ambush monitors as per [REDACTED] request and as specified in the attached matrix, authored by Candy Gines [REDACTED], dated 2/7/2012, and titled "Final Count for [REDACTED]"	
Amend paragraph 1 of POR section 7.10.D by adding the following: "Provide backing/mounting boards in 101 locations in addition to those locations indicated in the 1/20/2011 Room Data Matrix as detailed more specifically in the attached matrix, authored by Candy Gines ([REDACTED]), dated 2/7/2012, and titled "Final Count for [REDACTED]."	
PCO No: 0101	Electrical Ratio Settlement
Lessor PCO No	Amount: [REDACTED] Days: 0 calendar days
Scope: Provide electrical devices in the quantities shown in the approved Design Intent Drawings in lieu of the quantities estimated at the time of bid in Appendix 3 to the Solicitation for Offers (Unit Price Matrix).	
PCO No: 0103	100% C&S / 95% TI Drawing Changes
Lessor PCO No	Amount: [REDACTED] Days: 0 calendar days
Scope: Incorporate the changes specified as items 1115 through 1127 of the 100% C&S / 95% TI Drawing Comments Log dated 2/7/2012 and illustrated in the document entitled, "100% C&S / 95% TI Comments, Sketch for Comments 1115 - 1127" dated 2/10/2012.	

LEASE NO GS-08P-14172
Supplemental Lease Agreement 010

Initials  
Govt Lessor

PCO No: 0107 Floor Type Change - Room A101		
Lessor PCO No	Amount: [REDACTED]	Days: 0 calendar days
Scope: Change floor type for Room A101 from Type 14 (carpet tile, standard carpet) to Type 2 (vinyl composition tile).		
PCO No: 0108 Changes to Door A109A		
Lessor PCO No	Amount: [REDACTED]	Days: 0 calendar days
Scope: Increase the size of Door A109A to 48" and move it to the southwest corner of the room. Also provide pathway for a keypad, which will be furnished by others.		
PCO No: 0109 Ice Maker Drain		
Lessor PCO No	Amount: [REDACTED]	Days: 0 calendar days
Scope: Install a floor drain in the Employee Lounge Room 127 for a Manitowoc QM45 ice maker. The ice maker will be provided by others.		
PCO No: 0115 Electrical Outlets, Room 155 (Area 7-96)		
Lessor PCO No	0115 Amount: [REDACTED]	Days: 0 calendar days
Scope: In room 155, provide three 120V/30A outlets in the center of the room hanging from the structure above.		
PCO No: 0116 Painted Faux Wood Veneer, Door 405A		
Lessor PCO No	Amount: [REDACTED]	Days: 0 calendar days
Scope: Apply a painted, faux wood veneer finish to Door 405A, a steel door. The faux finish is to match the other wood doors in the executive suite.		
PCO No: 0118 Wall of Honor Niche		
Lessor PCO No	Amount: [REDACTED]	Days: 0 calendar days
Scope: For the Wall of Honor Niche, located in corridor C108 between column lines 6 and 7:		
<ol style="list-style-type: none"> 1. Increase the width to 64 inches and the depth to 40 inches. This will require relocating framed walls by decreasing the size of Storage 146 from 86 sf to 78 sf and bumping out the east wall of Copy 145. 2. Revise the location of Door 146A and its frame, neither of which has been installed although the opening has been framed. 3. Revise installed electrical improvements including deleting two data boxes and their EMT conduit, moving the power outlet in the north wall of Storage 146 with the relocated wall framing, and moving a power outlet to serve the display cabinet to the west wall of the niche. 4. Add a 16 inch wide x 26 inch high access door and framed wall opening to allow access to the computer drawer inside the right side of the display cabinet. 		

Initials  
Govt Lessor

PCO No: 0120 Cherry Veneer for all Millwork and Doors

Lessor PCO No: [REDACTED] Amount: [REDACTED] Days: 0 calendar days

Scope: Provide cherry veneer for millwork and doors instead of oak veneer originally proposed.

Replace "wood veneer" with "cherry veneer" in the following POR sections:

- 5.1.B Interior Doors, Item 1
- 14.0 Appendix 2, Door Type, Item 1

Amend POR Section 5.4.B with the following words: "with cherry veneer."

PCO No: 0122 Bronze Seal for [REDACTED]

Lessor PCO No: [REDACTED] Amount: [REDACTED] Days: 0 calendar days

Scope: Provide a 2 foot diameter cast bronze seal with [REDACTED] logo in the [REDACTED] similar to that depicted in Eagle Sign & Design sketch entitled Nathan Stoiber 24" x 24" Cast Bronze Seal dated 12/18/08.

All other terms and conditions of the Lease shall remain in force and effect.

IN WITNESS WHEREOF, the parties subscribed their names as of the above date.

LESSOR

BY

IN THE

[REDACTED SIGNATURE]

(Signature)

EVP

(Title)

[Handwritten Signature]

(Address)

[Handwritten Signature]

(Official Title)