

---

January 28, 2025

Diane Czarnecki  
Industrial Hygienist  
Facilities Management Division  
GSA Public Buildings Service - Heartland Region  
U.S. General Services Administration  
2300 Main Street, Kansas City, MO 64108

**RE: Goodfellow Federal Center  
Metals in Settled Dust Sampling – Building 105  
4300 Goodfellow Boulevard  
St. Louis, Missouri 63120  
OCCU-TEC Project No. 925001**

Dear Ms. Czarnecki:

Thank you for the opportunity to assist the General Services Administration (GSA) with the metals in settled dust sampling investigation of Building 105 located at the Goodfellow Federal Center (GFC), in St. Louis, Missouri. OCCU-TEC, Inc. (OCCU-TEC) understands that the purpose of the investigation was to provide additional sampling data of existing environmental conditions that are present at GFC that could adversely impact the health and safety of building occupants as well as workers at the facility. The following report summarizes the sample collection activities, and the laboratory analytical results of samples submitted.

On January 8, 2025, OCCU-TEC personnel, including a Missouri licensed lead risk assessor, conducted settled dust sampling for the presence of seven of the Resource Conservation and Recovery Act (RCRA) target metals (lead, arsenic, barium, cadmium, total chromium, selenium, and silver) from various surfaces within occupied spaces within the building. Surfaces sampled included floors, working surfaces, and surfaces above 70 inches that are not subjected to regular cleaning. The purpose of this testing was to further characterize the presence and concentration of target metals in occupied areas and determine if current cleaning efforts are sufficient to limit the accumulation of surface dust.

The proposed sampling scheme, the number of samples, the sample distribution and general methodology were developed by GSA and OCCU-TEC. Specific sample locations were determined by OCCU-TEC personnel while on-site.

### ***Metals in Settled Dust Sampling***

Metals in settled dust sampling was limited to only those areas within occupied spaces that may be routinely accessed by building personnel. Closed office spaces, mechanical rooms, basements, penthouses, tunnels and other mechanical spaces were not included in the testing.

Dust wipe sampling was conducted in accordance with ASTM Standard E1728/E1728M-24: Standard Practice for Collection of Settled Dust Samples Using Wipe Sampling Methods for Subsequent Lead Determination. ASTM Standard E1728/E1728M-24 is consistent with the methodology described in the Housing and Urban Development Guidelines and 40 CFR 745.63. The Brookhaven National Laboratory's Surface Wipe Sampling Procedure (IH75190) was also used as a guideline.

A representative surface area of approximately one (1) square foot (SF) was measured and delineated with prefabricated, plastic templates which were thoroughly cleaned after each use. The dust wipe samples were collected using dedicated dust wipe cloths meeting ASTM standards. Each dust wipe cloth was pre-moistened and individually wrapped. Each sample was collected by wiping in a back and forth "S" pattern over a measured sampling area. Then, the wipe was folded over itself and the area was wiped again in a direction perpendicular to the first wipe orientation. The wipe samples were then placed into labeled, clean laboratory-supplied plastic centrifuge tubes with screw on caps. Dust wipe samples were submitted to Environmental Hazards Services, LLC (EHS) in Richmond, Virginia for Inductively Coupled Plasma (ICP) analysis of metals analysis using Environmental Protection Agency (EPA) Method SW846 350B/7420.

Results of the dust wipe samples collected from the building indicate that three (3) of the thirty-six (36) samples contained concentrations of target metals above laboratory detection limits. The following table identifies the range of results for each of the seven metals that were analyzed. **Samples with a "<" sign indicate that the results were below the reportable limit.**

Analysis	Lowest Concentration (µg/sq. ft.)	Highest Concentration (µg/sq. ft.)	Clean Area Limit (µg/sq. ft.)
Arsenic	<2.50	<2.50	62
Barium	<0.50	110.00	3,094
Cadmium	<0.10	0.80	31
Total Chromium	<1.00	5.90	3,094
Lead	<0.50	74.0	10
Selenium	<2.50	<2.50	1,236
Silver	<0.50	<2.50	62

Three (3) of the wipe samples exceeded the Clean Area Limit for lead. Those samples included:

- 105-W-07 – from the floor in the 1<sup>st</sup> Floor Warehouse near Column H-45, which resulted in a lead concentration of 74.0 micrograms per square foot (µg/ft<sup>2</sup>).
- 105-W-14 – from the stair tread in the east stairwell near the freight elevator, which resulted in a lead concentration of 15.0 µg/ft<sup>2</sup>.
- 105-W-15 – from the unit ventilator in the east stairwell near the freight elevator, which resulted in a lead concentration of 13.0 µg/ft<sup>2</sup>.

Based on the results of the sampling, all similar surfaces within the vicinity should be presumed to contain measurable levels of RCRA metals and proper precautions and/or cleaning procedures should be taken upon entry and exit of the subject areas to protect occupants and limit the spread of dust to the outside environment.

OCCU-TEC appreciates the opportunity to work with GSA on this project. If you have any questions concerning this report, or if we may be of any additional service, please feel free to contact us.

Sincerely,

(b) (6)

Jeff T. Smith  
Senior Project Manager

(b) (6)

Kevin Heriford  
Director of Environmental Health and  
Safety (QA/QC)

Appendices:

- A – Sample Summary Table
- B – Laboratory Analysis Report
- C – Professional Accreditation

# APPENDIX A – SAMPLE SUMMARY TABLE

## Appendix A

### Sample Summary Table

Building 105 Wipe Sample Results Summary Table						
Sample Number	Location	Area Description	Analyte	Result	Units	Clean Area Limit*
105-W-01	1st Floor at Col E-52	Tabletop	Arsenic	< 2.5	µg/ft <sup>2</sup>	62
			Barium	7.3	µg/ft <sup>2</sup>	3,094
			Cadmium	0.1	µg/ft <sup>2</sup>	31
			Chromium	< 1.0	µg/ft <sup>2</sup>	3,094
			Lead	1.2	µg/ft <sup>2</sup>	10
			Selenium	< 2.5	µg/ft <sup>2</sup>	1,236
			Silver	< 0.5	µg/ft <sup>2</sup>	62
105-W-02	1st Floor at Col D-50	Floor	Arsenic	< 2.5	µg/ft <sup>2</sup>	62
			Barium	3.6	µg/ft <sup>2</sup>	3,094
			Cadmium	< 0.1	µg/ft <sup>2</sup>	31
			Chromium	< 1.0	µg/ft <sup>2</sup>	3,094
			Lead	1.6	µg/ft <sup>2</sup>	10
			Selenium	< 2.5	µg/ft <sup>2</sup>	1,236
			Silver	< 0.5	µg/ft <sup>2</sup>	62
105-W-03	1st Floor - at Col A-53	Top of Fridge (>70")	Arsenic	< 2.5	µg/ft <sup>2</sup>	62
			Barium	1.9	µg/ft <sup>2</sup>	3,094
			Cadmium	< 0.1	µg/ft <sup>2</sup>	31
			Chromium	< 1.0	µg/ft <sup>2</sup>	3,094
			Lead	< 0.5	µg/ft <sup>2</sup>	10
			Selenium	< 2.5	µg/ft <sup>2</sup>	1,236
			Silver	< 0.5	µg/ft <sup>2</sup>	62
105-W-04	1st Floor - at Col B-47	Lab receiving table	Arsenic	< 2.5	µg/ft <sup>2</sup>	62
			Barium	< 0.5	µg/ft <sup>2</sup>	3,094
			Cadmium	< 0.1	µg/ft <sup>2</sup>	31
			Chromium	< 1.0	µg/ft <sup>2</sup>	3,094
			Lead	< 0.5	µg/ft <sup>2</sup>	10
			Selenium	< 2.5	µg/ft <sup>2</sup>	1,236
			Silver	< 0.5	µg/ft <sup>2</sup>	62

## Appendix A

### Sample Summary Table

Sample Number	Location	Area Description	Analyte	Result	Units	Clean Area Limit*
105-W-05	Field Blank		Arsenic	< 2.5		
			Barium	< 0.5		
			Cadmium	< 0.1		
			Chromium	< 1.0		
			Lead	< 0.5		
			Selenium	< 2.5		
			Silver	< 0.5		
105-W-06	1st Floor - at Col D-43	Top of Cooler (>70")	Arsenic	< 2.5	µg/ft <sup>2</sup>	62
			Barium	6.2	µg/ft <sup>2</sup>	3,094
			Cadmium	0.8	µg/ft <sup>2</sup>	31
			Chromium	1.3	µg/ft <sup>2</sup>	3,094
			Lead	5.4	µg/ft <sup>2</sup>	10
			Selenium	< 2.5	µg/ft <sup>2</sup>	1,236
			Silver	< 0.5	µg/ft <sup>2</sup>	62
105-W-07	1st Floor - Warehouse at Col H-45	Floor	Arsenic	< 2.5	µg/ft <sup>2</sup>	62
			Barium	110.0	µg/ft <sup>2</sup>	3,094
			Cadmium	0.4	µg/ft <sup>2</sup>	31
			Chromium	5.9	µg/ft <sup>2</sup>	3,094
			Lead	74.0	µg/ft <sup>2</sup>	10
			Selenium	< 2.5	µg/ft <sup>2</sup>	1,236
			Silver	< 0.5	µg/ft <sup>2</sup>	62
105-W-08	1st Floor - Warehouse at Col D-43	Desktop	Arsenic	< 2.5	µg/ft <sup>2</sup>	62
			Barium	1.9	µg/ft <sup>2</sup>	3,094
			Cadmium	0.4	µg/ft <sup>2</sup>	31
			Chromium	< 1.0	µg/ft <sup>2</sup>	3,094
			Lead	1.1	µg/ft <sup>2</sup>	10
			Selenium	< 2.5	µg/ft <sup>2</sup>	1,236
			Silver	< 0.5	µg/ft <sup>2</sup>	62

## Appendix A

### Sample Summary Table

Sample Number	Location	Area Description	Analyte	Result	Units	Clean Area Limit*
105-W-09	1st Floor - Storage Room at Col H-50	Plastic Pallet	Arsenic	< 2.5	µg/ft <sup>2</sup>	62
			Barium	11.0	µg/ft <sup>2</sup>	3,094
			Cadmium	0.6	µg/ft <sup>2</sup>	31
			Chromium	2.3	µg/ft <sup>2</sup>	3,094
			Lead	2.7	µg/ft <sup>2</sup>	10
			Selenium	< 2.5	µg/ft <sup>2</sup>	1,236
			Silver	< 0.5	µg/ft <sup>2</sup>	62
105-W-10	1st Floor - Warehouse - east wall	Top of blue trash bins	Arsenic	< 2.5	µg/ft <sup>2</sup>	62
			Barium	2.6	µg/ft <sup>2</sup>	3,094
			Cadmium	0.1	µg/ft <sup>2</sup>	31
			Chromium	< 1.0	µg/ft <sup>2</sup>	3,094
			Lead	1.2	µg/ft <sup>2</sup>	10
			Selenium	< 2.5	µg/ft <sup>2</sup>	1,236
			Silver	< 0.5	µg/ft <sup>2</sup>	62
105-W-11	1st F- E Hall entrance by freight elevator	Floor	Arsenic	< 2.5	µg/ft <sup>2</sup>	62
			Barium	0.8	µg/ft <sup>2</sup>	3,094
			Cadmium	< 0.1	µg/ft <sup>2</sup>	31
			Chromium	< 1.0	µg/ft <sup>2</sup>	3,094
			Lead	0.6	µg/ft <sup>2</sup>	10
			Selenium	< 2.5	µg/ft <sup>2</sup>	1,236
			Silver	< 0.5	µg/ft <sup>2</sup>	62
105-W-12	1st F- E Hall entrance by freight elevator	top of ventilator	Arsenic	< 2.5	µg/ft <sup>2</sup>	62
			Barium	0.5	µg/ft <sup>2</sup>	3,094
			Cadmium	< 0.1	µg/ft <sup>2</sup>	31
			Chromium	< 1.0	µg/ft <sup>2</sup>	3,094
			Lead	0.7	µg/ft <sup>2</sup>	10
			Selenium	< 2.5	µg/ft <sup>2</sup>	1,236
			Silver	< 0.5	µg/ft <sup>2</sup>	62

**Appendix A**  
**Sample Summary Table**

Sample Number	Location	Area Description	Analyte	Result	Units	Clean Area Limit*
105-W-13	Field Blank		Arsenic	< 2.5		
			Barium	< 0.5		
			Cadmium	< 0.1		
			Chromium	< 1.0		
			Lead	< 0.5		
			Selenium	< 2.5		
			Silver	< 0.5		
105-W-14	East Stairwell by Freight Elevator	Stair Tread	Arsenic	< 2.5	µg/ft <sup>2</sup>	62
			Barium	8.4	µg/ft <sup>2</sup>	3,094
			Cadmium	0.1	µg/ft <sup>2</sup>	31
			Chromium	1.4	µg/ft <sup>2</sup>	3,094
			Lead	15.0	µg/ft <sup>2</sup>	10
			Selenium	< 2.5	µg/ft <sup>2</sup>	1,236
			Silver	< 0.5	µg/ft <sup>2</sup>	62
105-W-15	East Stairwell by Freight Elevator	top of ventilator	Arsenic	< 2.5	µg/ft <sup>2</sup>	62
			Barium	10.0	µg/ft <sup>2</sup>	3,094
			Cadmium	0.3	µg/ft <sup>2</sup>	31
			Chromium	1.4	µg/ft <sup>2</sup>	3,094
			Lead	13.0	µg/ft <sup>2</sup>	10
			Selenium	< 2.5	µg/ft <sup>2</sup>	1,236
			Silver	< 0.5	µg/ft <sup>2</sup>	62
105-W-16	2nd Floor - USDA Badging Office	Desktop	Arsenic	< 2.5	µg/ft <sup>2</sup>	62
			Barium	0.5	µg/ft <sup>2</sup>	3,094
			Cadmium	< 0.1	µg/ft <sup>2</sup>	31
			Chromium	< 1.0	µg/ft <sup>2</sup>	3,094
			Lead	< 0.5	µg/ft <sup>2</sup>	10
			Selenium	< 2.5	µg/ft <sup>2</sup>	1,236
			Silver	< 0.5	µg/ft <sup>2</sup>	62

## Appendix A

### Sample Summary Table

Sample Number	Location	Area Description	Analyte	Result	Units	Clean Area Limit*
105-W-17	2nd Floor - Room 342	Cubicle desk	Arsenic	< 2.5	µg/ft <sup>2</sup>	62
			Barium	< 0.5	µg/ft <sup>2</sup>	3,094
			Cadmium	< 0.1	µg/ft <sup>2</sup>	31
			Chromium	< 1.0	µg/ft <sup>2</sup>	3,094
			Lead	< 0.5	µg/ft <sup>2</sup>	10
			Selenium	< 2.5	µg/ft <sup>2</sup>	1,236
			Silver	< 0.5	µg/ft <sup>2</sup>	62
105-W-18	2nd Floor - Room 342	Cabinet along east wall (>70")	Arsenic	< 2.5	µg/ft <sup>2</sup>	62
			Barium	< 0.5	µg/ft <sup>2</sup>	3,094
			Cadmium	< 0.1	µg/ft <sup>2</sup>	31
			Chromium	< 1.0	µg/ft <sup>2</sup>	3,094
			Lead	< 0.5	µg/ft <sup>2</sup>	10
			Selenium	< 2.5	µg/ft <sup>2</sup>	1,236
			Silver	< 0.5	µg/ft <sup>2</sup>	62
105-W-19	2nd Floor - Room 330	Conference Room table	Arsenic	< 2.5	µg/ft <sup>2</sup>	62
			Barium	< 0.5	µg/ft <sup>2</sup>	3,094
			Cadmium	< 0.1	µg/ft <sup>2</sup>	31
			Chromium	< 1.0	µg/ft <sup>2</sup>	3,094
			Lead	0.8	µg/ft <sup>2</sup>	10
			Selenium	< 2.5	µg/ft <sup>2</sup>	1,236
			Silver	0.7	µg/ft <sup>2</sup>	62
105-W-20	2nd Floor - east hallway near Lab 324	Floor near roof leak	Arsenic	< 2.5	µg/ft <sup>2</sup>	62
			Barium	1.8	µg/ft <sup>2</sup>	3,094
			Cadmium	< 0.1	µg/ft <sup>2</sup>	31
			Chromium	< 1.0	µg/ft <sup>2</sup>	3,094
			Lead	0.9	µg/ft <sup>2</sup>	10
			Selenium	< 2.5	µg/ft <sup>2</sup>	1,236
			Silver	< 0.5	µg/ft <sup>2</sup>	62

## Appendix A

### Sample Summary Table

Sample Number	Location	Area Description	Analyte	Result	Units	Clean Area Limit*
105-W-21	2nd Floor - Breakroom	West countertop	Arsenic	< 2.5	µg/ft <sup>2</sup>	62
			Barium	< 0.5	µg/ft <sup>2</sup>	3,094
			Cadmium	< 0.1	µg/ft <sup>2</sup>	31
			Chromium	< 1.0	µg/ft <sup>2</sup>	3,094
			Lead	< 0.5	µg/ft <sup>2</sup>	10
			Selenium	< 2.5	µg/ft <sup>2</sup>	1,236
			Silver	< 0.5	µg/ft <sup>2</sup>	62
105-W-22	2nd Floor - Breakroom	Top of Cooler (>70")	Arsenic	< 2.5	µg/ft <sup>2</sup>	62
			Barium	5.1	µg/ft <sup>2</sup>	3,094
			Cadmium	< 0.1	µg/ft <sup>2</sup>	31
			Chromium	< 1.0	µg/ft <sup>2</sup>	3,094
			Lead	< 0.5	µg/ft <sup>2</sup>	10
			Selenium	< 2.5	µg/ft <sup>2</sup>	1,236
			Silver	< 0.5	µg/ft <sup>2</sup>	62
105-W-23	2nd Floor - Gas Cylinder Storage	East side floor	Arsenic	< 2.5	µg/ft <sup>2</sup>	62
			Barium	3.4	µg/ft <sup>2</sup>	3,094
			Cadmium	< 0.1	µg/ft <sup>2</sup>	31
			Chromium	1.5	µg/ft <sup>2</sup>	3,094
			Lead	1.8	µg/ft <sup>2</sup>	10
			Selenium	< 2.5	µg/ft <sup>2</sup>	1,236
			Silver	< 0.5	µg/ft <sup>2</sup>	62
105-W-24	2nd Floor - Gas Cylinder Storage	East side floor, next to sticky mat	Arsenic	< 2.5	µg/ft <sup>2</sup>	62
			Barium	2.3	µg/ft <sup>2</sup>	3,094
			Cadmium	< 0.1	µg/ft <sup>2</sup>	31
			Chromium	1.1	µg/ft <sup>2</sup>	3,094
			Lead	1.3	µg/ft <sup>2</sup>	10
			Selenium	< 2.5	µg/ft <sup>2</sup>	1,236
			Silver	< 0.5	µg/ft <sup>2</sup>	62

## Appendix A

### Sample Summary Table

Sample Number	Location	Area Description	Analyte	Result	Units	Clean Area Limit*
105-W-25	2nd Floor Lab 319	North lab countertop	Arsenic	< 2.5	µg/ft <sup>2</sup>	62
			Barium	< 0.5	µg/ft <sup>2</sup>	3,094
			Cadmium	< 0.1	µg/ft <sup>2</sup>	31
			Chromium	< 1.0	µg/ft <sup>2</sup>	3,094
			Lead	< 0.5	µg/ft <sup>2</sup>	10
			Selenium	< 2.5	µg/ft <sup>2</sup>	1,236
			Silver	< 0.5	µg/ft <sup>2</sup>	62
105-W-26	2nd Floor - East Hallway	Window Sill	Arsenic	< 2.5	µg/ft <sup>2</sup>	62
			Barium	< 0.5	µg/ft <sup>2</sup>	3,094
			Cadmium	< 0.1	µg/ft <sup>2</sup>	31
			Chromium	< 1.0	µg/ft <sup>2</sup>	3,094
			Lead	< 0.5	µg/ft <sup>2</sup>	10
			Selenium	< 2.5	µg/ft <sup>2</sup>	1,236
			Silver	< 0.5	µg/ft <sup>2</sup>	62
105-W-27	2nd Floor - East Hallway	Floor outside of freight elevator	Arsenic	< 2.5	µg/ft <sup>2</sup>	62
			Barium	1.4	µg/ft <sup>2</sup>	3,094
			Cadmium	< 0.1	µg/ft <sup>2</sup>	31
			Chromium	< 1.0	µg/ft <sup>2</sup>	3,094
			Lead	0.8	µg/ft <sup>2</sup>	10
			Selenium	< 2.5	µg/ft <sup>2</sup>	1,236
			Silver	< 0.5	µg/ft <sup>2</sup>	62
105-W-28	Field Blank		Arsenic	< 2.5		
			Barium	< 0.5		
			Cadmium	< 0.1		
			Chromium	< 1.0		
			Lead	< 0.5		
			Selenium	< 2.5		
			Silver	< 0.5		

## Appendix A

### Sample Summary Table

Sample Number	Location	Area Description	Analyte	Result	Units	Clean Area Limit*
105-W-29	2nd Floor - west hall at Column J-36	Floor	Arsenic	< 2.5	µg/ft <sup>2</sup>	62
			Barium	1.9	µg/ft <sup>2</sup>	3,094
			Cadmium	< 0.1	µg/ft <sup>2</sup>	31
			Chromium	< 1.0	µg/ft <sup>2</sup>	3,094
			Lead	1.4	µg/ft <sup>2</sup>	10
			Selenium	< 2.5	µg/ft <sup>2</sup>	1,236
			Silver	< 0.5	µg/ft <sup>2</sup>	62
105-W-30	2nd Floor - west hall at Column J-43	Floor near roof leak	Arsenic	< 2.5	µg/ft <sup>2</sup>	62
			Barium	1.7	µg/ft <sup>2</sup>	3,094
			Cadmium	< 0.1	µg/ft <sup>2</sup>	31
			Chromium	< 1.0	µg/ft <sup>2</sup>	3,094
			Lead	1.2	µg/ft <sup>2</sup>	10
			Selenium	< 2.5	µg/ft <sup>2</sup>	1,236
			Silver	< 0.5	µg/ft <sup>2</sup>	62
105-W-31	2nd Floor - Lab 312	Center lab countertop	Arsenic	< 2.5	µg/ft <sup>2</sup>	62
			Barium	0.5	µg/ft <sup>2</sup>	3,094
			Cadmium	< 0.1	µg/ft <sup>2</sup>	31
			Chromium	< 1.0	µg/ft <sup>2</sup>	3,094
			Lead	< 0.5	µg/ft <sup>2</sup>	10
			Selenium	< 2.5	µg/ft <sup>2</sup>	1,236
			Silver	< 0.5	µg/ft <sup>2</sup>	62
105-W-32	2nd Floor - Lab 348	West lab countertop	Arsenic	< 2.5	µg/ft <sup>2</sup>	62
			Barium	< 0.5	µg/ft <sup>2</sup>	3,094
			Cadmium	< 0.1	µg/ft <sup>2</sup>	31
			Chromium	< 1.0	µg/ft <sup>2</sup>	3,094
			Lead	< 0.5	µg/ft <sup>2</sup>	10
			Selenium	< 2.5	µg/ft <sup>2</sup>	1,236
			Silver	< 0.5	µg/ft <sup>2</sup>	62

## Appendix A

### Sample Summary Table

Sample Number	Location	Area Description	Analyte	Result	Units	Clean Area Limit*
105-W-33	2nd Floor - Office 361	Desktop	Arsenic	< 2.5	µg/ft <sup>2</sup>	62
			Barium	< 0.5	µg/ft <sup>2</sup>	3,094
			Cadmium	< 0.1	µg/ft <sup>2</sup>	31
			Chromium	< 1.0	µg/ft <sup>2</sup>	3,094
			Lead	< 0.5	µg/ft <sup>2</sup>	10
			Selenium	< 2.5	µg/ft <sup>2</sup>	1,236
			Silver	< 0.5	µg/ft <sup>2</sup>	62
105-W-34	2nd Floor - Southwest Entrance	ADA Ramp (black vinyl)	Arsenic	< 2.5	µg/ft <sup>2</sup>	62
			Barium	1.0	µg/ft <sup>2</sup>	3,094
			Cadmium	< 0.1	µg/ft <sup>2</sup>	31
			Chromium	< 1.0	µg/ft <sup>2</sup>	3,094
			Lead	< 0.5	µg/ft <sup>2</sup>	10
			Selenium	< 2.5	µg/ft <sup>2</sup>	1,236
			Silver	< 0.5	µg/ft <sup>2</sup>	62
105-W-35	NW Stairwell	Stair Tread	Arsenic	< 2.5	µg/ft <sup>2</sup>	62
			Barium	7.8	µg/ft <sup>2</sup>	3,094
			Cadmium	0.2	µg/ft <sup>2</sup>	31
			Chromium	1.9	µg/ft <sup>2</sup>	3,094
			Lead	5.1	µg/ft <sup>2</sup>	10
			Selenium	< 2.5	µg/ft <sup>2</sup>	1,236
			Silver	< 0.5	µg/ft <sup>2</sup>	62
105-W-36	Field Blank		Arsenic	< 2.5		
			Barium	< 0.5		
			Cadmium	< 0.1		
			Chromium	< 1.0		
			Lead	< 0.5		
			Selenium	< 2.5		
			Silver	< 0.5		

\* Clean Area Limit per Brookhaven IH75190=OSHA Housekeeping Limit  $[(PEL (\mu g/m^3) \times 10 m^3/100cm^2) \times 929cm^2/sq. ft.] / 15$ . Lead clean area limit: Brookhaven references EPA/HUD limit for floors, set at 10 µg/sq. ft. as of January 2020.

Indicates results at or above the Clean Area Limit

## APPENDIX B – LABORATORY ANALYSIS REPORT



7469 Whitepine Rd  
North Chesterfield, VA 23237  
Telephone: 800.347.4010

## Wipe Metals Analysis Report

**Client:** OCCU-Tec Inc  
2604 NE Industrial Drive  
Suite 230  
North Kansas City, MO 64117

**Report Number:** 25-01-01632

**Received Date:** 01/13/2025

**Analyzed Date:** 01/14/2025

**Reported Date:** 01/15/2025

**Project/Test Address:** Goodfellow; Bldg. 105

**Client Number:**

202507

**Fax Number:**

# Laboratory Results

Lab Sample Number	Client Sample Number	Analyte:	Wipe Area (ft <sup>2</sup> )	Total Metal (ug)	Concentration (ug/ft <sup>2</sup> )	Narrative ID
25-01-01632-001	105-W-01	Arsenic (As)	1.00	<2.50	<2.5	
		Barium (Ba)	1.00	7.29	7.3	
		Cadmium (Cd)	1.00	0.115	0.12	
		Chromium (Cr)	1.00	<1.00	<1.0	
		Lead (Pb)	1.00	1.24	1.2	
		Selenium (Se)	1.00	<2.50	<2.5	
		Silver (Ag)	1.00	<0.500	<0.50	
25-01-01632-002	105-W-02	Arsenic (As)	1.00	<2.50	<2.5	
		Barium (Ba)	1.00	3.62	3.6	
		Cadmium (Cd)	1.00	<0.100	<0.10	
		Chromium (Cr)	1.00	<1.00	<1.0	

# Environmental Hazards Services, L.L.C

**Client Number:** 202507

**Report Number:** 25-01-01632

**Project/Test Address:** Goodfellow; Bldg. 105

Lab Sample Number	Client Sample Number	Analyte:	Wipe Area (ft²)	Total Metal (ug)	Concentration (ug/ft²)	Narrative ID
25-01-01632-003	105-W-03	Lead (Pb)	1.00	1.58	1.6	
		Selenium (Se)	1.00	<2.50	<2.5	
		Silver (Ag)	1.00	<0.500	<0.50	
		Arsenic (As)	1.00	<2.50	<2.5	
		Barium (Ba)	1.00	1.94	1.9	
		Cadmium (Cd)	1.00	<0.100	<0.10	
		Chromium (Cr)	1.00	<1.00	<1.0	
		Lead (Pb)	1.00	<0.500	<0.50	
		Selenium (Se)	1.00	<2.50	<2.5	
		Silver (Ag)	1.00	<0.500	<0.50	
25-01-01632-004	105-W-04	Arsenic (As)	1.00	<2.50	<2.5	
		Barium (Ba)	1.00	<0.500	<0.50	
		Cadmium (Cd)	1.00	<0.100	<0.10	
		Chromium (Cr)	1.00	<1.00	<1.0	
		Lead (Pb)	1.00	<0.500	<0.50	
		Selenium (Se)	1.00	<2.50	<2.5	
		Silver (Ag)	1.00	<0.500	<0.50	
25-01-01632-005	105-W-05	Arsenic (As)		<2.50	---	
		Barium (Ba)		<0.500	---	

# Environmental Hazards Services, L.L.C

**Client Number:** 202507

**Report Number:** 25-01-01632

**Project/Test Address:** Goodfellow; Bldg. 105

Lab Sample Number	Client Sample Number	Analyte:	Wipe Area (ft²)	Total Metal (ug)	Concentration (ug/ft²)	Narrative ID
25-01-01632-006	105-W-06	Cadmium (Cd)		<0.100	---	
		Chromium (Cr)		<1.00	---	
		Lead (Pb)		<0.500	---	
		Selenium (Se)		<2.50	---	
		Silver (Ag)		<0.500	---	
		Arsenic (As)	1.00	<2.50	<2.5	
		Barium (Ba)	1.00	6.22	6.2	
		Cadmium (Cd)	1.00	0.840	0.84	
		Chromium (Cr)	1.00	1.30	1.3	
		Lead (Pb)	1.00	5.44	5.4	
25-01-01632-007	105-W-07	Selenium (Se)	1.00	<2.50	<2.5	
		Silver (Ag)	1.00	<0.500	<0.50	
		Arsenic (As)	1.00	<2.50	<2.5	
		Barium (Ba)	1.00	111	110	
		Cadmium (Cd)	1.00	0.435	0.44	
		Chromium (Cr)	1.00	5.86	5.9	
		Lead (Pb)	1.00	74.0	74	
		Selenium (Se)	1.00	<2.50	<2.5	
		Silver (Ag)	1.00	<0.500	<0.50	

# Environmental Hazards Services, L.L.C

**Client Number:** 202507

**Report Number:** 25-01-01632

**Project/Test Address:** Goodfellow; Bldg. 105

Lab Sample Number	Client Sample Number	Analyte:	Wipe Area (ft²)	Total Metal (ug)	Concentration (ug/ft²)	Narrative ID
25-01-01632-008	105-W-08	Arsenic (As)	1.00	<2.50	<2.5	
		Barium (Ba)	1.00	1.87	1.9	
		Cadmium (Cd)	1.00	0.370	0.37	
		Chromium (Cr)	1.00	<1.00	<1.0	
		Lead (Pb)	1.00	1.10	1.1	
		Selenium (Se)	1.00	<2.50	<2.5	
		Silver (Ag)	1.00	<0.500	<0.50	
25-01-01632-009	105-W-09	Arsenic (As)	1.00	<2.50	<2.5	
		Barium (Ba)	1.00	10.8	11	
		Cadmium (Cd)	1.00	0.580	0.58	
		Chromium (Cr)	1.00	2.26	2.3	
		Lead (Pb)	1.00	2.66	2.7	
		Selenium (Se)	1.00	<2.50	<2.5	
		Silver (Ag)	1.00	<0.500	<0.50	
25-01-01632-010	105-W-10	Arsenic (As)	1.00	<2.50	<2.5	
		Barium (Ba)	1.00	2.58	2.6	
		Cadmium (Cd)	1.00	0.140	0.14	
		Chromium (Cr)	1.00	<1.00	<1.0	
		Lead (Pb)	1.00	1.20	1.2	

# Environmental Hazards Services, L.L.C

**Client Number:** 202507

**Report Number:** 25-01-01632

**Project/Test Address:** Goodfellow; Bldg. 105

Lab Sample Number	Client Sample Number	Analyte:	Wipe Area (ft²)	Total Metal (ug)	Concentration (ug/ft²)	Narrative ID
25-01-01632-011	105-W-11	Selenium (Se)	1.00	<2.50	<2.5	
		Silver (Ag)	1.00	<0.500	<0.50	
		Arsenic (As)	1.00	<2.50	<2.5	
		Barium (Ba)	1.00	0.815	0.82	
		Cadmium (Cd)	1.00	<0.100	<0.10	
		Chromium (Cr)	1.00	<1.00	<1.0	
		Lead (Pb)	1.00	0.580	0.58	
		Selenium (Se)	1.00	<2.50	<2.5	
25-01-01632-012	105-W-12	Silver (Ag)	1.00	<0.500	<0.50	
		Arsenic (As)	1.00	<2.50	<2.5	
		Barium (Ba)	1.00	0.525	0.52	
		Cadmium (Cd)	1.00	<0.100	<0.10	
		Chromium (Cr)	1.00	<1.00	<1.0	
		Lead (Pb)	1.00	0.665	0.66	
		Selenium (Se)	1.00	<2.50	<2.5	
		Silver (Ag)	1.00	<0.500	<0.50	
25-01-01632-013	105-W-13	Arsenic (As)		<2.50	---	
		Barium (Ba)		<0.500	---	
		Cadmium (Cd)		<0.100	---	

# Environmental Hazards Services, L.L.C

**Client Number:** 202507

**Report Number:** 25-01-01632

**Project/Test Address:** Goodfellow; Bldg. 105

Lab Sample Number	Client Sample Number	Analyte:	Wipe Area (ft²)	Total Metal (ug)	Concentration (ug/ft²)	Narrative ID
25-01-01632-014	105-W-14	Chromium (Cr)		<1.00	---	
		Lead (Pb)		<0.500	---	
		Selenium (Se)		<2.50	---	
		Silver (Ag)		<0.500	---	
		Arsenic (As)	1.00	<2.50	<2.5	
		Barium (Ba)	1.00	8.36	8.4	
		Cadmium (Cd)	1.00	0.125	0.12	
		Chromium (Cr)	1.00	1.33	1.3	
		Lead (Pb)	1.00	14.7	15	
		Selenium (Se)	1.00	<2.50	<2.5	
25-01-01632-015	105-W-15	Silver (Ag)	1.00	<0.500	<0.50	
		Arsenic (As)	1.00	<2.50	<2.5	
		Barium (Ba)	1.00	10.1	10	
		Cadmium (Cd)	1.00	0.290	0.29	
		Chromium (Cr)	1.00	1.36	1.4	
		Lead (Pb)	1.00	13.1	13	
		Selenium (Se)	1.00	<2.50	<2.5	
25-01-01632-016	105-W-16	Silver (Ag)	1.00	<0.500	<0.50	
		Arsenic (As)	1.00	<2.50	<2.5	

# Environmental Hazards Services, L.L.C

**Client Number:** 202507

**Report Number:** 25-01-01632

**Project/Test Address:** Goodfellow; Bldg. 105

Lab Sample Number	Client Sample Number	Analyte:	Wipe Area (ft²)	Total Metal (ug)	Concentration (ug/ft²)	Narrative ID
25-01-01632-017	105-W-17	Barium (Ba)	1.00	0.510	0.51	
		Cadmium (Cd)	1.00	<0.100	<0.10	
		Chromium (Cr)	1.00	<1.00	<1.0	
		Lead (Pb)	1.00	<0.500	<0.50	
		Selenium (Se)	1.00	<2.50	<2.5	
		Silver (Ag)	1.00	<0.500	<0.50	
		Arsenic (As)	1.00	<2.50	<2.5	
		Barium (Ba)	1.00	<0.500	<0.50	
		Cadmium (Cd)	1.00	<0.100	<0.10	
		Chromium (Cr)	1.00	<1.00	<1.0	
25-01-01632-018	105-W-18	Lead (Pb)	1.00	<0.500	<0.50	
		Selenium (Se)	1.00	<2.50	<2.5	
		Silver (Ag)	1.00	<0.500	<0.50	
		Arsenic (As)	1.00	<2.50	<2.5	
		Barium (Ba)	1.00	<0.500	<0.50	
		Cadmium (Cd)	1.00	<0.100	<0.10	
		Chromium (Cr)	1.00	<1.00	<1.0	
		Lead (Pb)	1.00	<0.500	<0.50	
		Selenium (Se)	1.00	<2.50	<2.5	

# Environmental Hazards Services, L.L.C

**Client Number:** 202507

**Report Number:** 25-01-01632

**Project/Test Address:** Goodfellow; Bldg. 105

Lab Sample Number	Client Sample Number	Analyte:	Wipe Area (ft²)	Total Metal (ug)	Concentration (ug/ft²)	Narrative ID
25-01-01632-019	105-W-19	Silver (Ag)	1.00	<0.500	<0.50	
		Arsenic (As)	1.00	<2.50	<2.5	
		Barium (Ba)	1.00	<0.500	<0.50	
		Cadmium (Cd)	1.00	<0.100	<0.10	
		Chromium (Cr)	1.00	<1.00	<1.0	
		Lead (Pb)	1.00	0.790	0.79	
		Selenium (Se)	1.00	<2.50	<2.5	
		Silver (Ag)	1.00	<0.500	<0.50	
25-01-01632-020	105-W-20	Arsenic (As)	1.00	<2.50	<2.5	
		Barium (Ba)	1.00	1.83	1.8	
		Cadmium (Cd)	1.00	<0.100	<0.10	
		Chromium (Cr)	1.00	<1.00	<1.0	
		Lead (Pb)	1.00	0.885	0.88	
		Selenium (Se)	1.00	<2.50	<2.5	
		Silver (Ag)	1.00	<0.500	<0.50	
25-01-01632-021	105-W-21	Arsenic (As)	1.00	<2.50	<2.5	
		Barium (Ba)	1.00	<0.500	<0.50	
		Cadmium (Cd)	1.00	<0.100	<0.10	
		Chromium (Cr)	1.00	<1.00	<1.0	

# Environmental Hazards Services, L.L.C

**Client Number:** 202507

**Report Number:** 25-01-01632

**Project/Test Address:** Goodfellow; Bldg. 105

Lab Sample Number	Client Sample Number	Analyte:	Wipe Area (ft²)	Total Metal (ug)	Concentration (ug/ft²)	Narrative ID
25-01-01632-022	105-W-22	Lead (Pb)	1.00	<0.500	<0.50	
		Selenium (Se)	1.00	<2.50	<2.5	
		Silver (Ag)	1.00	<0.500	<0.50	
		Arsenic (As)	1.00	<2.50	<2.5	
		Barium (Ba)	1.00	5.10	5.1	
		Cadmium (Cd)	1.00	<0.100	<0.10	
		Chromium (Cr)	1.00	<1.00	<1.0	
		Lead (Pb)	1.00	<0.500	<0.50	
		Selenium (Se)	1.00	<2.50	<2.5	
		Silver (Ag)	1.00	<0.500	<0.50	
25-01-01632-023	105-W-23	Arsenic (As)	1.00	<2.50	<2.5	
		Barium (Ba)	1.00	3.36	3.4	
		Cadmium (Cd)	1.00	<0.100	<0.10	
		Chromium (Cr)	1.00	1.48	1.5	
		Lead (Pb)	1.00	1.82	1.8	
		Selenium (Se)	1.00	<2.50	<2.5	
		Silver (Ag)	1.00	<0.500	<0.50	
25-01-01632-024	105-W-24	Arsenic (As)	1.00	<2.50	<2.5	
		Barium (Ba)	1.00	2.33	2.3	

# Environmental Hazards Services, L.L.C

**Client Number:** 202507

**Report Number:** 25-01-01632

**Project/Test Address:** Goodfellow; Bldg. 105

Lab Sample Number	Client Sample Number	Analyte:	Wipe Area (ft²)	Total Metal (ug)	Concentration (ug/ft²)	Narrative ID
25-01-01632-025	105-W-25	Cadmium (Cd)	1.00	<0.100	<0.10	
		Chromium (Cr)	1.00	1.12	1.1	
		Lead (Pb)	1.00	1.30	1.3	
		Selenium (Se)	1.00	<2.50	<2.5	
		Silver (Ag)	1.00	<0.500	<0.50	
		Arsenic (As)	1.00	<2.50	<2.5	
		Barium (Ba)	1.00	<0.500	<0.50	
		Cadmium (Cd)	1.00	<0.100	<0.10	
		Chromium (Cr)	1.00	<1.00	<1.0	
		Lead (Pb)	1.00	<0.500	<0.50	
25-01-01632-026	105-W-26	Selenium (Se)	1.00	<2.50	<2.5	
		Silver (Ag)	1.00	<0.500	<0.50	
		Arsenic (As)	1.00	<2.50	<2.5	
		Barium (Ba)	1.00	<0.500	<0.50	
		Cadmium (Cd)	1.00	<0.100	<0.10	
		Chromium (Cr)	1.00	<1.00	<1.0	
		Lead (Pb)	1.00	<0.500	<0.50	
		Selenium (Se)	1.00	<2.50	<2.5	
		Silver (Ag)	1.00	<0.500	<0.50	

# Environmental Hazards Services, L.L.C

**Client Number:** 202507

**Report Number:** 25-01-01632

**Project/Test Address:** Goodfellow; Bldg. 105

Lab Sample Number	Client Sample Number	Analyte:	Wipe Area (ft²)	Total Metal (ug)	Concentration (ug/ft²)	Narrative ID
25-01-01632-027	105-W-27	Arsenic (As)	1.00	<2.50	<2.5	
		Barium (Ba)	1.00	1.36	1.4	
		Cadmium (Cd)	1.00	<0.100	<0.10	
		Chromium (Cr)	1.00	<1.00	<1.0	
		Lead (Pb)	1.00	0.840	0.84	
		Selenium (Se)	1.00	<2.50	<2.5	
		Silver (Ag)	1.00	<0.500	<0.50	
25-01-01632-028	105-W-28	Arsenic (As)		<2.50	---	
		Barium (Ba)		<0.500	---	
		Cadmium (Cd)		<0.100	---	
		Chromium (Cr)		<1.00	---	
		Lead (Pb)		<0.500	---	
		Selenium (Se)		<2.50	---	
		Silver (Ag)		<0.500	---	
25-01-01632-029	105-W-29	Arsenic (As)	1.00	<2.50	<2.5	
		Barium (Ba)	1.00	1.88	1.9	
		Cadmium (Cd)	1.00	<0.100	<0.10	
		Chromium (Cr)	1.00	<1.00	<1.0	
		Lead (Pb)	1.00	1.36	1.4	

# Environmental Hazards Services, L.L.C

**Client Number:** 202507

**Report Number:** 25-01-01632

**Project/Test Address:** Goodfellow; Bldg. 105

Lab Sample Number	Client Sample Number	Analyte:	Wipe Area (ft²)	Total Metal (ug)	Concentration (ug/ft²)	Narrative ID
25-01-01632-030	105-W-30	Selenium (Se)	1.00	<2.50	<2.5	
		Silver (Ag)	1.00	<0.500	<0.50	
		Arsenic (As)	1.00	<2.50	<2.5	
		Barium (Ba)	1.00	1.68	1.7	
		Cadmium (Cd)	1.00	<0.100	<0.10	
		Chromium (Cr)	1.00	<1.00	<1.0	
		Lead (Pb)	1.00	1.23	1.2	
		Selenium (Se)	1.00	<2.50	<2.5	
25-01-01632-031	105-W-31	Silver (Ag)	1.00	<0.500	<0.50	
		Arsenic (As)	1.00	<2.50	<2.5	
		Barium (Ba)	1.00	0.500	0.50	
		Cadmium (Cd)	1.00	<0.100	<0.10	
		Chromium (Cr)	1.00	<1.00	<1.0	
		Lead (Pb)	1.00	<0.500	<0.50	
		Selenium (Se)	1.00	<2.50	<2.5	
		Silver (Ag)	1.00	<0.500	<0.50	
25-01-01632-032	105-W-32	Arsenic (As)	1.00	<2.50	<2.5	
		Barium (Ba)	1.00	<0.500	<0.50	
		Cadmium (Cd)	1.00	<0.100	<0.10	

# Environmental Hazards Services, L.L.C

**Client Number:** 202507

**Report Number:** 25-01-01632

**Project/Test Address:** Goodfellow; Bldg. 105

Lab Sample Number	Client Sample Number	Analyte:	Wipe Area (ft²)	Total Metal (ug)	Concentration (ug/ft²)	Narrative ID
25-01-01632-033	105-W-33	Chromium (Cr)	1.00	<1.00	<1.0	
		Lead (Pb)	1.00	<0.500	<0.50	
		Selenium (Se)	1.00	<2.50	<2.5	
		Silver (Ag)	1.00	<0.500	<0.50	
		Arsenic (As)	1.00	<2.50	<2.5	
		Barium (Ba)	1.00	<0.500	<0.50	
		Cadmium (Cd)	1.00	<0.100	<0.10	
		Chromium (Cr)	1.00	<1.00	<1.0	
		Lead (Pb)	1.00	<0.500	<0.50	
		Selenium (Se)	1.00	<2.50	<2.5	
25-01-01632-034	105-W-34	Silver (Ag)	1.00	<0.500	<0.50	
		Arsenic (As)	1.00	<2.50	<2.5	
		Barium (Ba)	1.00	1.00	1.0	
		Cadmium (Cd)	1.00	<0.100	<0.10	
		Chromium (Cr)	1.00	<1.00	<1.0	
		Lead (Pb)	1.00	<0.500	<0.50	
		Selenium (Se)	1.00	<2.50	<2.5	
25-01-01632-035	105-W-35	Silver (Ag)	1.00	<0.500	<0.50	
		Arsenic (As)	1.00	<2.50	<2.5	

# Environmental Hazards Services, L.L.C

**Client Number:** 202507

**Report Number:** 25-01-01632

**Project/Test Address:** Goodfellow; Bldg. 105

Lab Sample Number	Client Sample Number	Analyte:	Wipe Area (ft²)	Total Metal (ug)	Concentration (ug/ft²)	Narrative ID
25-01-01632-036	105-W-36	Barium (Ba)	1.00	7.85	7.8	
		Cadmium (Cd)	1.00	0.150	0.15	
		Chromium (Cr)	1.00	1.86	1.9	
		Lead (Pb)	1.00	5.14	5.1	
		Selenium (Se)	1.00	<2.50	<2.5	
		Silver (Ag)	1.00	<0.500	<0.50	
		Arsenic (As)		<2.50	---	
		Barium (Ba)		<0.500	---	
		Cadmium (Cd)		<0.100	---	
		Chromium (Cr)		<1.00	---	
		Lead (Pb)		<0.500	---	
		Selenium (Se)		<2.50	---	
		Silver (Ag)		<0.500	---	

# Environmental Hazards Services, L.L.C

Client Number: 202507

Report Number: 25-01-01632

Project/Test Address: Goodfellow; Bldg. 105

Lab Sample Number	Client Sample Number	Analyte:	Wipe Area (ft <sup>2</sup> )	Total Metal (ug)	Concentration (ug/ft <sup>2</sup> )	Narrative ID
Sample Narratives:						

Analyst: Carlos Gonzalez

Method: EPA SW846 3050B/6010D

(b) (6)

Reviewed By Authorized Signatory:

Tasha Eaddy

QA/QC Clerk

Sample Results denoted with a "less than" (<) sign contains less than the reporting limit based on a 50mL volume. The reporting limit for Lead is 0.5ug.

The condition of the samples analyzed was acceptable upon receipt per laboratory protocol unless otherwise noted on this report. Results represent the analysis of samples submitted by the client. Unless otherwise noted, samples are reported without a dry weight correction. Sample location, description, area, volume, etc., was provided by the client. If the report does not contain the result for a field blank, it is due to the fact that the client did not include a field blank with their samples. These sample results do not reflect blank correction. This report shall not be reproduced except in full, without the written consent of Environmental Hazards Services, L.L.C.

Legend	ug = microgram	ug/ft <sup>2</sup> = micrograms per square foot
	mL = milliliter	ft <sup>2</sup> = square foot

# ENVIRONMENTAL HAZARDS SERVICES, LLC

## Metals Chain of Custody Form

Page 2 of 5

Company Name		OCCU-TEC Inc.		Account #		202507	
Company Address		2604 NE Industrial Drive Suite 230		City/State/Zip		North Kansas City, MO 64117	
Phone		816-231-5580		Email		jarnold@occutech.com	
Project Name / Testing Address		Good fellow ~ Bldg 105					
PO Number				Collected By		Jeff Smith	
Turn-Around Time		<input checked="" type="radio"/> 5 Day <input type="radio"/> 3 Day <input type="radio"/> 2 Day <input type="radio"/> 1 Day <input type="radio"/> Same Day / Weekend - Must Call Ahead					


LAB NUMBER	Client Sample ID	Collection Date & Time	METALS							Other Metals	PARTICULATES					AIR			WIPES	
			Pb TCLP	TCLP RCRA 8	RCRA 8 Total	Toxic Metal Profile	Welding Fume Profile	TX 11 TCLP	CA 17 Total		Total Nuisance Dust	Respirable Dust	TSP Gravimetric	TSP Pb	PM-10	Total Time	Flow Rate	Vol.	AREA	
																				Min.
1	105-A-16	1-8-25 1158							Ag, As, Ba, Cd, Cr, Pb, SE						201	2.52	506	x		
2	A-17	↓ 1201												199	2.52	501	x			
3	A-18	↓ 1202												—	—	—	x			
4	A-19	1-9-25 0730												210	2.53	531	x			
5	A-20	↓ 0732												209	2.53	529	x			
6	A-21	↓ 0737												206	2.51	517	x			
7	A-22	↓ 0740												204	2.54	518	x			
8	A-23	↓ 0743												203	2.52	512	x			
9	A-24	↓ 0745												202	2.55	515	x			
10	A-25	↓ 0747												202	2.52	509	x			
11	A-26	↓ 0748												202	2.52	509	x			
12	A-27	↓ 0750												—	—	—	x			
13	105-W-01	1-9-25 0823															12 x 12			
14	W-02	↓ 0826															12 x 12			
15	W-03	↓ 0833															12 x 12			

Released By:	Jeff Smith	Date:	1-10-25	Time:	1600
Signature:	(b) (6)				

LAB USE ONLY - BELOW THIS LINE

Received By: TStone  
 Signature: (b) (6)  
 Date: 1/13/25 Time: 12:31 ☐ AM ☒ PM  
☐ Portal Contact Added

25-01-01632



Due Date:  
01/21/2025  
(Tuesday)  
AE

P

# ENVIRONMENTAL HAZARDS SERVICES, LLC

## Metals Chain of Custody Form

Page 3 of 5

Company Name		OCCU-TEC Inc.		Account #		202507	
Company Address		2604 NE Industrial Drive Suite 230		City/State/Zip		North Kansas City, MO 64117	
Phone		816-231-5580		Email		jarnold@occutec.com	
Project Name / Testing Address		Goodfellow - Bldg 105					
PO Number				Collected By		Jeff Smith	
Turn-Around Time		<input checked="" type="radio"/> 5 Day <input type="radio"/> 3 Day <input type="radio"/> 2 Day <input type="radio"/> 1 Day <input type="radio"/> Same Day / Weekend - Must Call Ahead					

LAB NUMBER	Client Sample ID	Collection Date & Time	METALS							Other Metals	PARTICULATES					AIR			WIPES		
			Pb TCLP	TCLP RCRA 8	RCRA 8 Total	Toxic Metal Profile	Welding Fume Profile	TX 11 TCLP	CA 17 Total		Total Nuisance Dust	Respirable Dust	TSP Gravimetric	TSP Pb	PM-10	Total Time	Flow Rate	Vol.	AREA	Circle Unit of Measurement Used	
																Min.	L/min	Total Liters			cm
1	105-W-04	1-9-25 0837							Ag, As, Br, Cd											12 x 12	
2	W-05	0838							Cr, Pb, Se										x		
3	W-06	0840																x			
4	W-07	0846																x			
5	W-08	0850																x			
6	W-09	0858																x			
7	W-10	0902																x			
8	W-11	0906																x			
9	W-12	0909																x			
10	W-13	0910																x			
11	W-14	0911																x			
12	W-15	0913																x			
13	W-16	0921																x			
14	W-17	0924																x			
15	W-18	0926																x			

Released By:	Jeff Smith	Date:	1-10-25	Time:	1600
Signature:	(b) (6)				


LAB USE ONLY - BELOW THIS LINE

Received By: T Stone

Signature: (b) (6)

Date: 1, 13, 25 Time: 12:31 ☐ AM ☒ PM

☐ Portal Contact Added



# ENVIRONMENTAL HAZARDS SERVICES, LLC

## Metals Chain of Custody Form

Page 4 of 5


Company Name		OCCU-TEC Inc.				Account #		202507			
Company Address		2604 NE Industrial Drive Suite 230				City/State/Zip		North Kansas City, MO 64117			
Phone		816-231-5580				Email		jarnold@occutec.com			
Project Name / Testing Address		Goodfellow - Bldg 105									
PO Number						Collected By		Jeff Smith			
Turn-Around Time		<input checked="" type="radio"/> 5 Day <input type="radio"/> 3 Day <input type="radio"/> 2 Day <input type="radio"/> 1 Day <input type="radio"/> Same Day / Weekend - Must Call Ahead									

LAB NUMBER	Client Sample ID	Collection Date & Time	METALS							Other Metals	PARTICULATES					AIR			WIPES	
			Pb TCLP	TCLP RCRA 8	RCRA 8 Total	Toxic Metal Profile	Welding Fume Profile	TX 11 TCLP	CA 17 Total		Total Nuisance Dust	Respirable Dust	TSP Gravimetric	TSP Pb	PM-10	Total Time	Flow Rate	Vol.	AREA	
																Min.	L/min	Total Liters		Circle Unit of Measurement Used cm or in
1	105-W-19	1-9-25 0930							Ag, As, Ba, Cd											12 x 12
2	W-20	0935							Cr, Pb, Se										x	
3	W-21	0940																x		
4	W-22	0943																x		
5	W-23	0947																x		
6	W-24	0948																x		
7	W-25	0951																x		
8	W-26	0953																x		
9	W-27	0956																x		
10	W-28	0957																0 x 0		
11	W-29	1006																12 x 12		
12	W-30	1009																x		
13	W-31	1012																x		
14	W-32	1015																x		
15	W-33	1019																x		

Released By:	Jeff Smith	Date:	1-10-25	Time:	1600
Signature:	(b) (6)				

LAB USE ONLY - BELOW THIS LINE

Received By: T Stone  
 Signature: (b) (6)  
 Date: 1, 13, 25 Time: 12:31 ☐ AM ☒ PM  
☐ Portal Contact Added



# ENVIRONMENTAL HAZARDS SERVICES, LLC

## Metals Chain of Custody Form

Page 5 of 5


Company Name		OCCU-TEC Inc.		Account #		202507	
Company Address		2604 NE Industrial Drive Suite 230		City/State/Zip		North Kansas City, MO 64117	
Phone		816-231-5580		Email		jarnold@occutec.com	
Project Name / Testing Address		Goodfellow - Bldg 105					
PO Number				Collected By		Jeff Smith	
Turn-Around Time		<input checked="" type="radio"/> 5 Day <input type="radio"/> 3 Day <input type="radio"/> 2 Day <input type="radio"/> 1 Day <input type="radio"/> Same Day / Weekend - Must Call Ahead					

LAB NUMBER	Client Sample ID	Collection Date & Time	METALS							Other Metals	PARTICULATES					AIR			WIPES	
			Pb TCLP	TCLP RCRA 8	RCRA 8 Total	Toxic Metal Profile	Welding Fume Profile	TX 11 TCLP	CA 17 Total		Total Nuisance Dust	Respirable Dust	TSP Gravimetric	TSP Pb	PM-10	Total Time	Flow Rate	Vol.	AREA	
																Min.	L/min	Total Liters		Circle Unit of Measurement Used cm or in
1	105-W-34	1-9-25 1022							Ag, As, Ba, Cd										12 x 12	
2	-35	↓ 1025							Cr, Pb, Se									12 x 12		
3	-36	↓ 1026							↓									0 x 0		
4																		x		
5																		x		
6																		x		
7																		x		
8																		x		
9																		x		
10																		x		
11																		x		
12																		x		
13																		x		
14																		x		
15																		x		

Released By:	Jeff Smith	Date:	1-10-25	Time:	1600
Signature:	(b) (6)				

LAB USE ONLY - BELOW THIS LINE

Received By: T Stone  
 Signature: (b) (6)  
 Date: 1, 13, 25 Time: 12:31 ☐ AM ☒ PM  
☐ Portal Contact Added



## APPENDIX C – PROFESSIONAL ACCREDITATION

***STATE OF MISSOURI***  
***DEPARTMENT OF HEALTH AND SENIOR SERVICES***

**LEAD OCCUPATION LICENSE REGISTRATION**

Issued to:

**Jeffrey T. Smith**

The person, firm or corporation whose name appears on this certificate has fulfilled the requirements for licensure as set forth in the Missouri Revised Statutes 701.300-701.338, as long as not suspended or revoked, and is hereby authorized to engage in the activity listed below.

**Lead Risk Assessor**  
Category of License

Issuance Date: **2/17/2023**  
Expiration Date: **3/16/2025**  
License Number: **010316-200089640**

(b) (6)

Paula F. Nickelson  
Acting Director  
Department of Health and Senior Services

Lead Licensing Program, PO Box 570, Jefferson City, MO 65102