



**U.S. General Services Administration**

**Executive Order 13821**  
**“Streamlining and Expediting Requests to Locate**  
**Broadband Facilities in Rural America”**  
**Q2 FY 2026 Quarterly Report**

Prepared for the Director of the Office of Management and Budget per  
the requirements of subsection 2(e) of Executive Order 13821

## Table of Contents

Table of Contents.....	1
I. Executive Summary .....	2
Table 1: Aggregate Summary of Reporting Results .....	2
II. Background .....	2
III. GSA Reporting Requirements under Executive Order 13821.....	3
IV. Data Collection and Reporting Results .....	4
Chart 1: Aggregate Number of Applications Received .....	5
Chart 2: Applications Approved & Avg. # of Days Applications Pending Prior to Approval .....	5
Chart 3: Aggregate Number of Applications Authorized .....	6
Chart 4: Aggregate Number of Applications Withdrawn.....	6
APPENDIX A: Survey Questions.....	9
APPENDIX B: Federal Property Managing Agencies Surveyed.....	10
APPENDIX C: Agencies That Processed Permit Applications.....	12
APPENDIX D: Agency Level Data .....	14
Chart D-1: Number of New Applications Received per Agency.....	14
Chart D-2: Applications Approved & Avg # of Days to Approve Pending Applications per Agency ...	15
Chart D-2C: Interior Avg. Days to Approve .....	16
Chart D-3: Number of Withdrawn Applications per Agency.....	17
Chart D-4: Number of Applications Authorized per Agency.....	18

## I. Executive Summary

The U.S. General Services Administration (GSA) is submitting this quarterly report to the Office of Management and Budget (OMB) per the requirements of Executive Order (E.O.) 13821, “Streamlining and Expediting Requests to Locate Broadband Facilities in Rural America.” Pursuant to subsection 2(e) of E.O. 13821, this report provides an aggregated summary of the revised SF-299 application data submitted to GSA by the Federal property managing agencies (including bureaus) during the first quarter (Q2) of fiscal year (FY) 2026. The aggregated summary of results includes data on the number of revised SF-299 applications received by each Federal property managing agency for wireless facility siting permits, the number of applications approved, the number rejected, the basis for any rejection, and the number of working days each application was pending before being approved or rejected (see table 1 below and section IV of this report for a [more-detailed analysis](#)).

**Table 1: Aggregate Summary of Reporting Results**

Description	Q3 FY 25	Q4 FY 25	Q1 FY 26	Q2 FY 26
Total Applications Received Per Quarter	110	210	108	163
<b>Approvals</b>				
Aggregate Number of Applications approved	149	162	176	189
Average # days applications pending before approval	198	207	155	178
Applications approved < 270 days	149	162	176	189
Applications approved > 270 days	0	0	0	0
Applications authorized	108	146	95	125
<b>Rejections</b>				
Applications rejected	0	1	7	3
Average # days applications pending before rejection	N/A	66	124	90
Applications withdrawn	15	5	4	5
<b>Pending</b>				
Applications pending at the end of the reporting period	815	911	832	798
Average number of days pending	255	243	240	222
<b>Note:</b> The “N/A” denotes that the average number of days applications are pending before rejection cannot be calculated when agencies do not reject any applications during the reporting period.				

## II. Background

On January 8, 2018, the President issued E.O. 13821, “Streamlining and Expediting Requests to Locate Broadband Facilities in Rural America,” to accelerate the deployment and adoption of

broadband connectivity in rural America and enable sustainable rural broadband infrastructure projects. The order directs Federal property managing agencies<sup>1</sup> to:

- seek to reduce barriers to capital investment;
- remove obstacles to broadband services;
- use the GSA Common Form Application, as revised, if necessary, to evaluate requests to locate broadband facilities on Federal property; and
- report to GSA on a quarterly basis regarding their use of the Common Form Application.

Section 6409 of the Middle-Class Tax Relief and Job Creation Act of 2012 (Public Law No. 112-96) requires, among other things, that GSA develop a common form and master contract for siting wireless infrastructure on buildings and other property owned by the Federal Government. E.O. 13821 expands on section 6409 in several ways, including the requirement for GSA and Federal property managing agencies to report quarterly on the number of Common Form Applications received, the number approved, the number rejected, the basis for any rejection, and the number of working days each application was pending before being approved or rejected.

### **III. GSA Reporting Requirements under Executive Order 13821**

Subsections 2(d) and (e) of E.O. 13821 require the following:

- (a) Within 180 days of the date of the order, and on a quarterly basis thereafter, all Federal property managing agencies must report to GSA regarding their required use of the Common Form Application, the number of Common Form Applications received, the number approved, the number rejected, the basis for any rejection, and the number of working days each application was pending before being approved or rejected. Each report must include the number of applications received, approved, and rejected within the preceding quarter; and
- (b) Ninety days after the date of the order, and on a quarterly basis thereafter, GSA must prepare and provide to the Director of OMB an aggregated summary report detailing results from the reports submitted under subsection 2(d).

Pursuant to subsection 2(e) of the order, this report summarizes the results of the data submitted to GSA by the Federal property managing agencies under subsection 2(d) and includes an aggregated summary of the number of Common Form Applications received, the number approved, the number rejected, the basis for any rejection, and the number of working days each application was pending before being approved or rejected.

---

<sup>1</sup> The E.O. defines “Federal property managing agencies” as “agencies that have custody and control of, or responsibility for managing, Federal lands, buildings, and rights of way, federally assisted highways, and tribal lands.”

In collecting and summarizing the Common Form Application data, GSA counted agency use of either the Common Form Application or the SF-299, “Application for Transportation and Utilities Systems and Facilities on Federal Lands.” The SF-299 is required for use by all agencies for easements and rights-of-way; however, in conversations with other land management agencies, GSA discovered that many agencies were also using the SF-299 as their application for antenna installations. GSA discussed this point with the Executive Office of the President in January 2018, where it was agreed that the SF-299, rather than the Common Form Application, should be revised to better meet both agency and industry needs regarding the common form antenna installation application. OMB approved the revised SF-299 on February 14, 2020. As a result, the SF-299, as revised, is now the exclusive form used by non-Federal entities to request approval to install telecommunications equipment on Federal assets and lands.

#### **IV. Data Collection and Reporting Results**

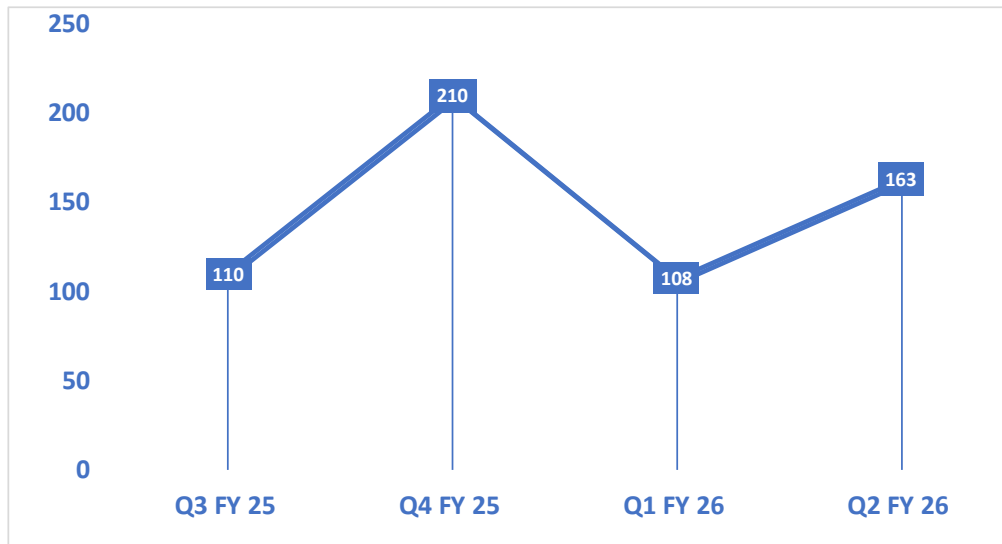
To facilitate and streamline the collection of the information required under subsection 2(d) of E.O. 13821, GSA created and distributed a survey, in January 2026, to 43 Federal property managing agencies and bureaus. Appendix A lists the survey questions; Appendix B lists all the Federal property managing agencies and bureaus that GSA surveyed, and which agencies responded to the survey; for those agencies that responded to the survey, Appendix C identifies those agencies that processed applications for permits during the reporting period and Appendix D summarizes data at the agency level for review.

In accordance with E.O. 13821 and in collaboration with the Streamlining Federal Permitting Workstream, GSA created the following definitions to more comprehensively classify the various stages of the permit application process:

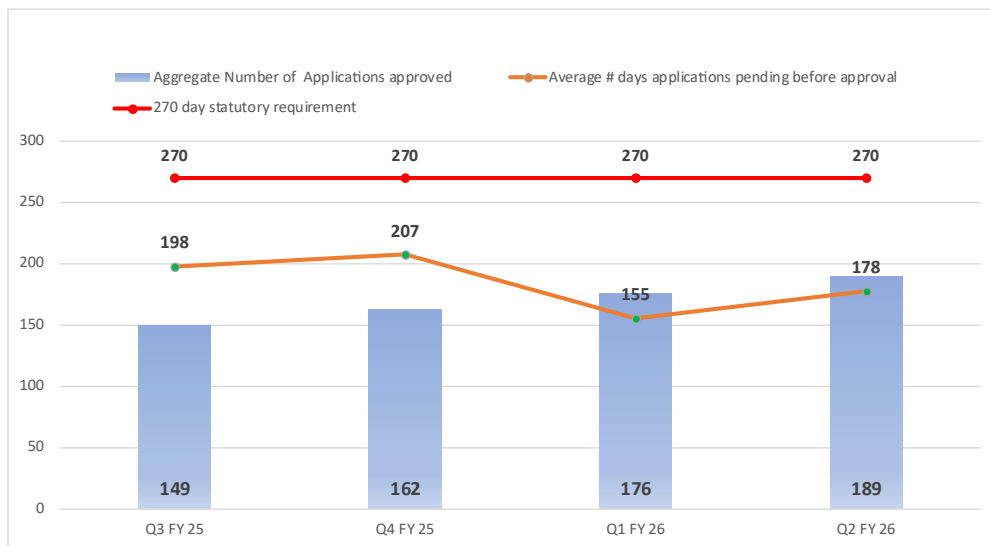
- **Application Received Date** – The date on which an agency receives a complete (duly filed) application, including any attachments.
- **Date Approved** – The date on which the authorizing agency completes its review of a duly filed application and transmits the authorization to the applicant, otherwise known as the date the authorization was offered to an applicant. For purposes of the survey, an authorization means a permit, lease, grant, or some other contractual agreement.
- **Date Rejected** – The date on which the agency rejects an application (usually an appealable decision).
- **Date Withdrawn** – The date on which an applicant notifies the agency it no longer wishes to pursue an application and withdraws the application.
- **Date Authorized** – The date on which both the agency and the applicant agree to the contractual terms and conditions of an authorization.
- **Application Pending** – An application that has been received by the agency but not yet processed.

GSA has reviewed and aggregated the responses to the survey questions and provided data most recently collected for Q2 of FY 2026. Of the 43 Federal property managing agencies surveyed, 42 responded to the survey and 7 processed applications during the reporting period. [Table 1](#) provides an aggregated summary of the number of applications received, the number of applications approved, the number of applications rejected, the number of working days each application was pending before being approved or rejected, the number of applications authorized, and the number of applications withdrawn.

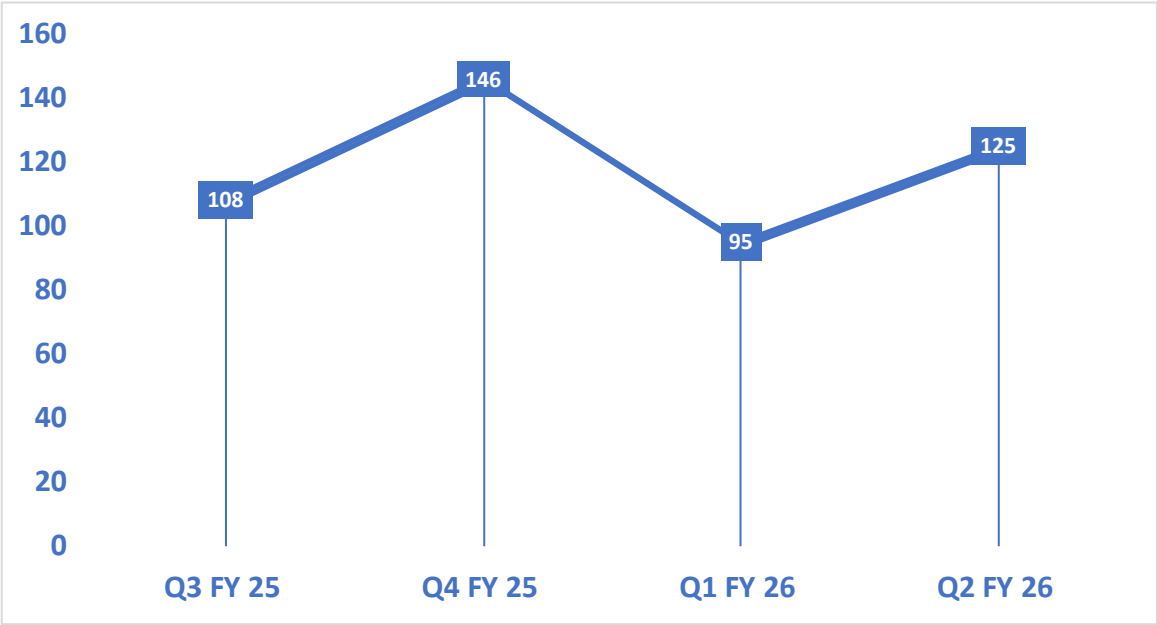
**Chart 1: Aggregate Number of Applications Received**



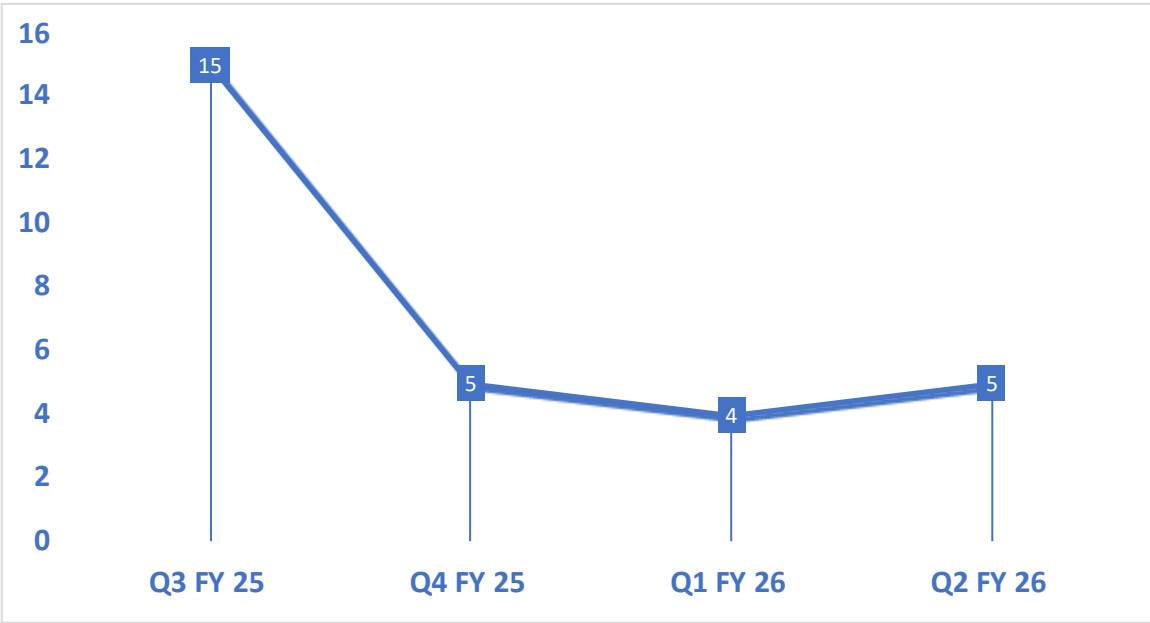
**Chart 2: Applications Approved & Avg. # of Days Applications Pending**



**Chart 3: Aggregate Number of Applications Authorized**



**Chart 4: Aggregate Number of Applications Withdrawn**



The number of applications approved, pending, and rejected during Q2 of FY 2026 is greater than the total number of applications received by agencies during this reporting period. This is attributable to a continuous backlog in processing pending applications. GSA continues to encourage agencies to be more proactive in the processing of applications. Changes in the data resulting from the targeted outreach to agencies, as well as other factors, are outlined below.

**Applications Received:** Applications Received: New applications received for broadband siting permits at federal property managing agencies increased in Q2 FY 26, rising from 108 in the previous quarter (Q1 FY 26) to 163 ([Chart 1](#), [Table 1](#)). Although agencies were reluctant to attribute this increase to any single factor, they noted consistent, strong demand for broadband siting permits, evidenced by staff fielding constant email and phone inquiries from vendors about the application process. This sustained activity suggests optimism among agencies regarding the ongoing expansion of broadband services, particularly into underdeveloped U.S. regions. For a detailed, agency-specific breakdown, refer to [Chart D-1](#) in [Appendix D](#).

**Applications Approved and Authorized:** Approved applications increased from 176 in Q1 FY 26 to 189 in Q2 FY 26, and authorized applications also rose from 95 to 125 during the same period ([Table 1](#), [Chart 2](#), [Chart 3](#)). Agencies attribute these gains, in part, to consistent training for field office staff, which enhances the efficiency and timeliness of the permit approval process. [Chart D-2](#) in [Appendix D](#) provides a detailed breakdown of approved applications by agency.

**Applications Withdrawn or Rejected:** The number of applications withdrawn in Q2 FY 26 increased slightly from 4 in Q1 FY 26 to 5. Typically, withdrawals are initiated by the wireless provider or applicant, often due to issues such as elevated cost projections or a determination that the proposed site is no longer desired. [Appendix D](#), [Chart D-3](#) provides detailed information on withdrawals broken down by agency. In contrast, rejected applications decreased from 7 in Q1 FY 26 to 3 in Q2 FY 26. Three applications were rejected due to field office staff inadvertently creating duplicate agreements for previously approved applications. Following the identification of these errors, the duplicate agreements were removed to ensure accurate reporting.

**Applications Pending:** The number of pending applications decreased from 832 at the end of Q1 FY 26 to 798 at the end of Q2 FY 2026 ([Table 1](#)). This reduction is primarily due to the increased number of applications approved during Q2 FY 26. The pending total for the end of Q2 was calculated as follows: Q1 pending applications (832) + Q2 received applications (163) - (Q2 approved applications (189) + Q2 withdrawn applications (5) + Q1 rejected applications (3)). The average pending time for applications at the end of Q2 was 222 days, which is within the 270-day processing and approval timeline mandated by subsection (b)(3)(A) of the Mobile Now Act. This average pending time is likely affected by inconsistencies among agencies regarding how a "newly received application" is defined and when the official processing timeline begins. Some field offices start the clock upon receiving any part of an application (even if incomplete), while others wait for a fully completed application. GSA is aware of this discrepancy and is actively collaborating with agencies to establish a more consistent logging and counting approach for new and pending

applications. However, high staff turnover in field offices necessitates continuous effort to refresh institutional knowledge across agencies.

[Back to TOC](#)

## APPENDIX A: Survey Questions

1. Does your agency have custody and control of, or responsibility for managing: federal lands, buildings, and rights of way; federally assisted highways; or tribal lands? If yes, please answer question 2.

2. Did your agency process any applications during the preceding quarter?

For the purposes of this survey, "applications" refer to the revised SF-299 or similar application.

If an agency answers "yes" to both questions 1 and 2, they must enter detailed-level data in a spreadsheet for each application received.

3. For each permit received or processed, enter the respective information in the columns below. Please enter information on all permits submitted in previous quarters.

The spreadsheet data fields include the following:

- Agency/Bureau
- Permit Application ID
- Submittal date
- Status
  - Approved
  - Rejected
  - Pending
  - Withdrawn
  - Authorized
- If approved, date approved; if rejected, date rejected; if withdrawn, date withdrawn; if authorized, date authorized.
- Reason for rejection
  - Inaccurate information
  - Incomplete application
  - Other

## APPENDIX B: Federal Property Managing Agencies Surveyed

Appendix B lists all the Federal property managing agencies and bureaus that GSA surveyed, and which agencies responded to the survey.

No.	Agency/Bureau	Survey Response Received
1	Agency for Global Media	Yes
2	Barry Goldwater Scholarship and Excellence in Education Foundation	Yes
3	Chemical Safety and Hazard Investigation Board	Yes
4	Commodity Futures Trading Commission	Yes
5	Department of Agriculture, U.S. Forest Service	Yes
6	Department of Commerce-NTIA	Yes
7	Department of Energy	Yes
8	Department of Defense	Yes
9	Department of Homeland Security	Yes
10	Department of Labor	Yes
11	Department of State	Yes
12	Department of the Air Force	Yes
13	Department of the Army	Yes
14	Department of Interior, Bureau of Indian Affairs*	Yes
15	Department of the Interior, Bureau of Land Management	Yes
16	Department of the Interior, Bureau of Reclamation	Yes
17	Department of the Interior, National Park Service	Yes
18	Department of the Navy	Yes
19	Department of the Treasury	Yes
20	Department of Transportation	Yes
21	Department of Veterans Affairs	Yes
22	Environmental Protection Agency	Yes
23	Export-Import Bank	Yes
24	Farm Credit System Insurance Corporation	Yes
25	Federal Communications Commission	Yes
26	Federal Housing Finance Agency	Yes
27	Federal Retirement Thrift Investment Board	Yes
28	General Services Administration	Yes
29	John F. Kennedy Center for the Performing Arts	Yes
30	Merit Systems Protection Board	Yes
31	Millennium Challenge Corporation	Yes

No.	Agency/Bureau	Survey Response Received
32	Morris K. Udall Scholarship and Excellence in National Environmental Policy Foundation	Yes
33	National Aeronautics and Space Administration	Yes
34	National Archives and Records Administration	No
35	National Credit Union Administration	Yes
36	Overseas Private Investment Corporation	Yes
37	Peace Corps	Yes
38	Pretrial Services Agency for the District of Columbia	Yes
39	Securities and Exchange Commission	Yes
40	Smithsonian Institution	Yes
41	Tennessee Valley Authority	No
42	The Presidio Trust	Yes
43	United States Holocaust Memorial Museum	Yes

\* Bureau of Indian Affairs (BIA) Rights-of-Way: BIA rights-of-way on trust lands are governed by 25 U.S.C. 323-328 and 25 C.F.R. 169, rather than the Federal Land Policy and Management Act. Since trust and restricted lands are not public or federal lands, the SF-299 form used by other agencies is inapplicable. The BIA requires applicants to fill out a BIA Right of Way Application or a BIA Business Lease application.

## APPENDIX C: Agencies That Processed Permit Applications

Of those agencies that responded yes in Appendix B, Appendix C identifies those agencies that processed applications for permits during the reporting period.

No.	Agency/Bureau	Processed Permit Applications
1	Agency for Global Media	No
2	Barry Goldwater Scholarship and Excellence in Education Foundation	No
3	Chemical Safety and Hazard Investigation Board	No
4	Commodity Futures Trading Commission	No
5	Department of Agriculture, U.S. Forest Service	Yes
6	Department of Commerce-NTIA	No
7	Department of Energy	Yes
8	Department of Defense	No
9	Department of Homeland Security	No
10	Department of Labor	Yes
11	Department of State	No
12	Department of the Air Force	No
13	Department of the Army	No
14	Department of Interior, Bureau of Indian Affairs*	Yes
15	Department of the Interior, Bureau of Land Management	Yes
16	Department of the Interior, Bureau of Reclamation	Yes
17	Department of the Interior, National Park Service	Yes
18	Department of the Navy	No
19	Department of the Treasury	No
20	Department of Transportation	No
21	Department of Veterans Affairs	No
22	Environmental Protection Agency	No
23	Export-Import Bank	No
24	Farm Credit System Insurance Corporation	No
25	Federal Communications Commission	No
26	Federal Housing Finance Agency	No
27	Federal Retirement Thrift Investment Board	No
28	General Services Administration	No
29	John F. Kennedy Center for the Performing Arts	No
30	Merit Systems Protection Board	No

No.	Agency/Bureau	Processed Permit Applications
31	Millennium Challenge Corporation	No
32	Morris K. Udall Scholarship and Excellence in National Environmental Policy Foundation	No
33	National Aeronautics and Space Administration	No
34	National Credit Union Administration	No
35	Overseas Private Investment Corporation	No
36	Peace Corps	No
37	Pretrial Services Agency for the District of Columbia	No
38	Securities and Exchange Commission	No
39	Smithsonian Institution	No
40	The Presidio Trust	No
41	United States Holocaust Memorial Museum	No

## APPENDIX D: Agency Level Data

Appendix D summarizes the application data for the agencies that responded yes in Appendix C ([Back to Summary](#)).

Chart D-1: Number of New Applications Received per Agency

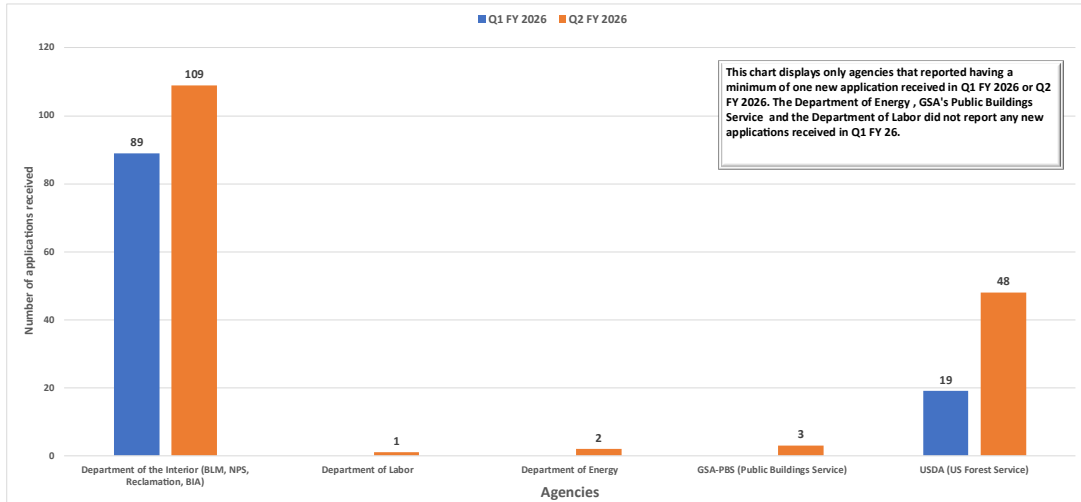


Chart D-1A: Q1 FY 26 Interior # New Applications Received

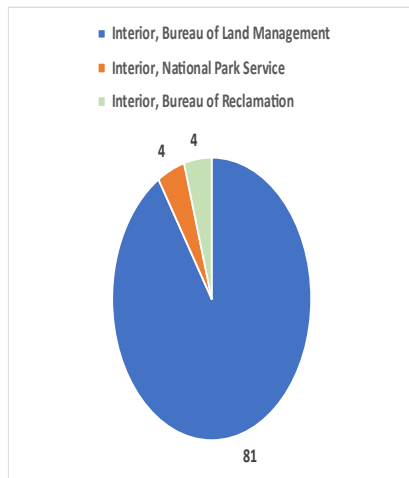


Chart D-1B: Q2 FY 26 Interior # New Applications Received

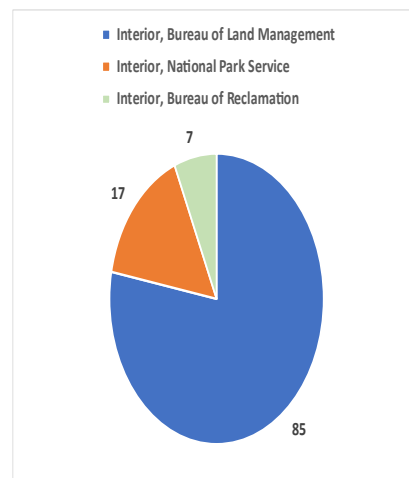


Chart D-2: Applications Approved & Avg # of Days to Approve Pending Applications per Agency

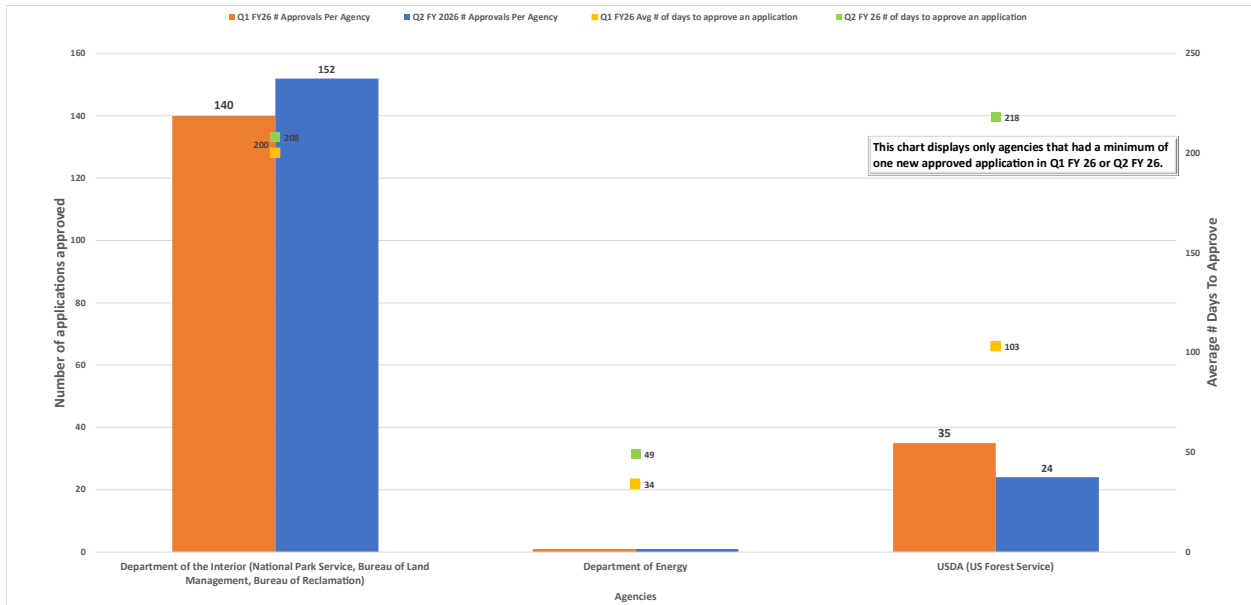


Chart D-2A: Q1 FY 26 Interior # New Applications Approved

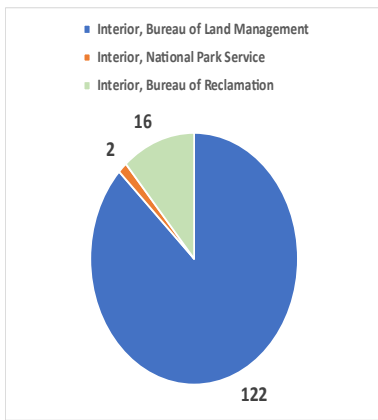


Chart D-2B: Q2 FY 26 Interior # New Applications Approved

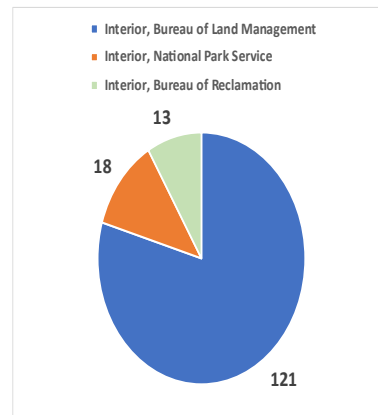


Chart D-2C: Interior Avg. Days to Approve

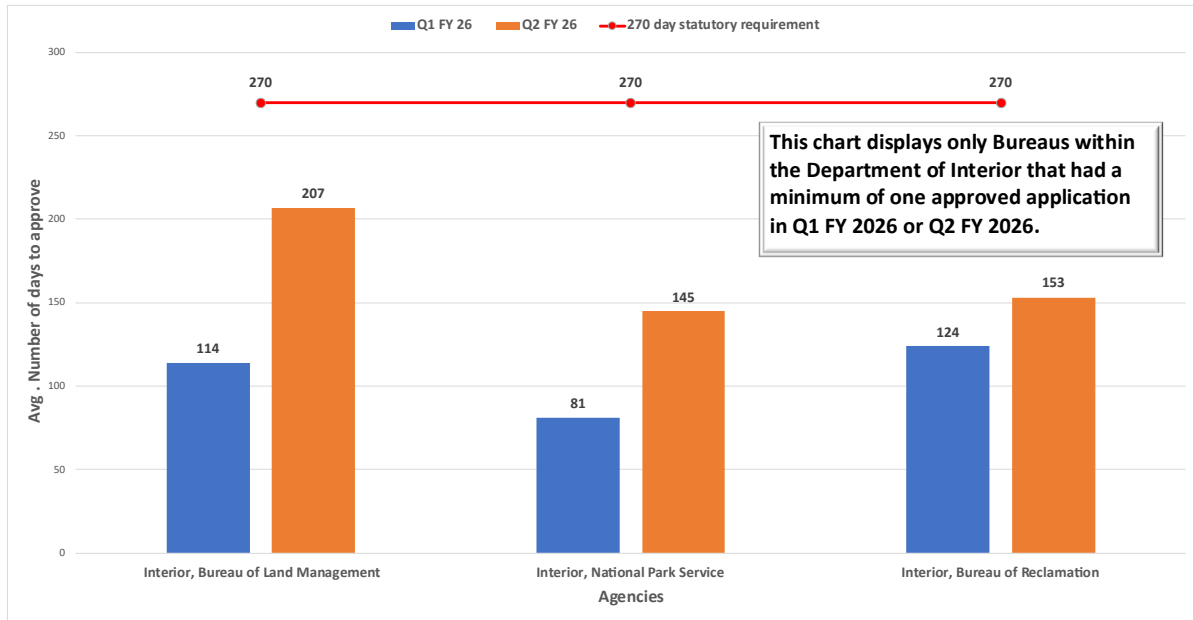


Chart D-3: Number of Withdrawn Applications per Agency

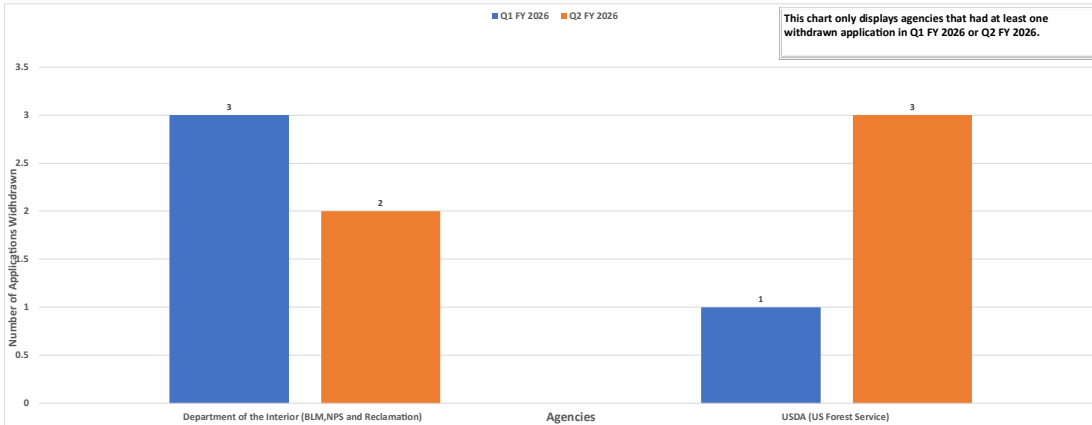
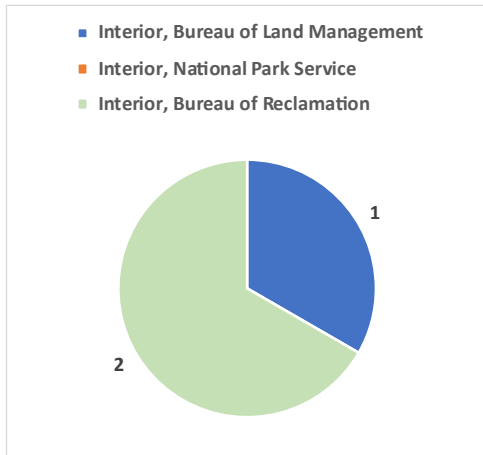
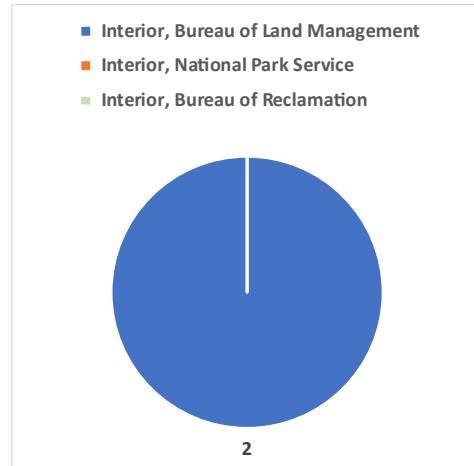


Chart D-3A: Q1 FY 26 Interior # Applications Withdrawn



**Note:** Bureaus within the Department of Interior that did not have any applications withdrawn will not show on this pie chart.

Chart D-3B: Q2 FY 26 Interior # Applications Withdrawn



**Note:** Bureaus within the Department of Interior that did not have any applications withdrawn will not show on this pie chart.

Chart D-4: Number of Applications Authorized per Agency

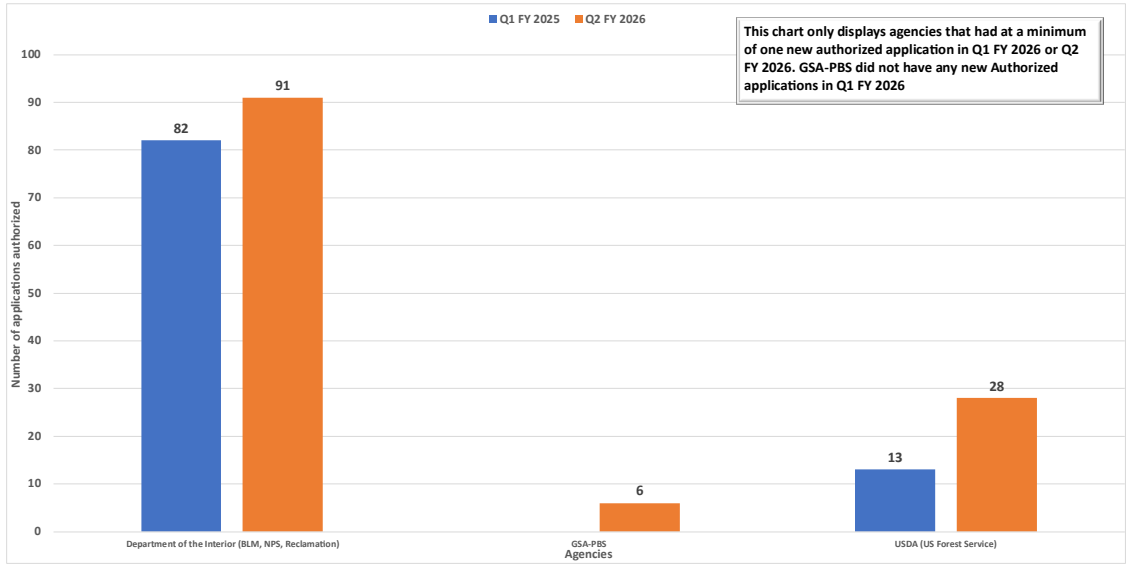


Chart D-4A: Q1 FY 26 Interior # New Authorized Applications

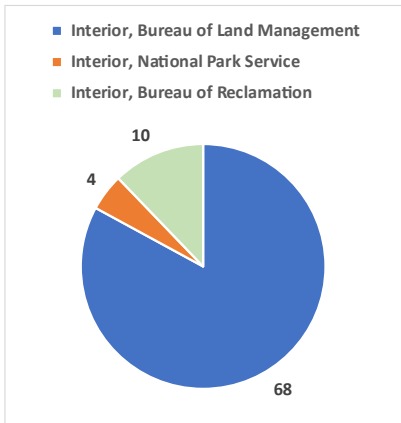


Chart D-4B: Q2 FY 26 Interior # New Applications Authorized

